

1

Everybody

UP

Workbook

Kathleen Kampa
Charles Vilina
Patrick Jackson
Susan Banman Sileci

OXFORD

OXFORD

UNIVERSITY PRESS

198 Madison Avenue
New York, NY 10016 USA

Great Clarendon Street, Oxford OX2 6DP UK

Oxford University Press is a department of the University of Oxford.
It furthers the University's objective of excellence in research, scholarship,
and education by publishing worldwide in

Oxford New York

Auckland Cape Town Dar es Salaam Hong Kong Karachi
Kuala Lumpur Madrid Melbourne Mexico City Nairobi
New Delhi Shanghai Taipei Toronto

With offices in

Argentina Austria Brazil Chile Czech Republic France Greece
Guatemala Hungary Italy Japan Poland Portugal Singapore
South Korea Switzerland Thailand Turkey Ukraine Vietnam

OXFORD and OXFORD ENGLISH are registered trademarks of
Oxford University Press in certain countries.

© Oxford University Press 2012

Database right Oxford University Press (maker)

No unauthorized photocopying

All rights reserved. No part of this publication may be reproduced,
stored in a retrieval system, or transmitted, in any form or by any means,
without the prior permission in writing of Oxford University Press,
or as expressly permitted by law, or under terms agreed with the appropriate
copyright clearance organization. Enquiries concerning reproduction outside
the scope of the above should be sent to the ELT Rights Department, Oxford
University Press, at the address above.

You must not circulate this book in any other binding or cover
and you must impose this same condition on any acquirer.

Any websites referred to in this publication are in the public domain and
their addresses are provided by Oxford University Press for information only.
Oxford University Press disclaims any responsibility for the content.

General Manager, American ELT: Laura Pearson

Executive Publishing Manager: Shelagh Speers

Managing Editor: Clare Hambly

Senior Development Editor: Jennifer Wos

Associate Editor: Doug Tebay

Art, Design, and Production Director: Susan Sanguily

Design Manager: Lisa Donovan

Senior Designer: Molly K. Scanlon

Designer: Colleen Ho

Image Manager: Trisha Masterson

Image Editor: Fran Newman

Production Coordinator: Hila Ratzabi

Senior Manufacturing Controller: Eve Wong

ISBN: 978-0-19-410322-0 Workbook

Printed in China

This book is printed on paper from certified and well-managed sources

10 9 8 7

ACKNOWLEDGMENTS

Cover Design: Molly K. Scanlon

Illustrations by: Valentina Belloni: 4-5, 16-17, 24-25, 32-33, 42-43, 50-51, 62-63,
72-73; Daniel Griffo: 2; Jannie Ho: 3, 10-11, 26-27, 38-39, 48-49, 58-59, 70-71;
Aga Kowalska: 8-9, 18-19, 28-29, 36-37, 44-45, 56-57, 64-65, 74-75; John Kurtz:
76-80; Paul Eric Roca: 14-15, 20-21, 34-35, 46-47, 54-55, 66-67; Jomike Tejido:
6-7, 12-13, 22-23, 30-31, 40-41, 52-53, 60-61, 68-69.

Everybody

UP

Workbook

1

**Kathleen Kampa
Charles Vilina
Patrick Jackson
Susan Banman Sileci**

OXFORD
UNIVERSITY PRESS

Welcome

A Write and match.

Hi Hello

1. Hi. I'm Emma. •

2. _____ My _____ is Mike. •

3. _____ name is Julie. •

4. _____ Danny. •



Mike



Emma



Danny



Julie

B Find and circle.

Danny
Mike
Emma
Julie

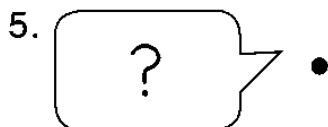
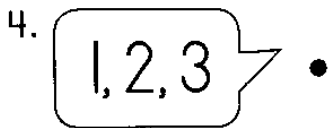
h	r	c	D	b	J	p	n
E	m	m	a	i	u	j	a
l	r	e	n	s	l	z	m
l	h	i	n	M	i	k	e
o	c	m	y	t	e	n	f

C What's your name? Write and draw.

My name is _____.



D Match.



• Ask.

• Talk.

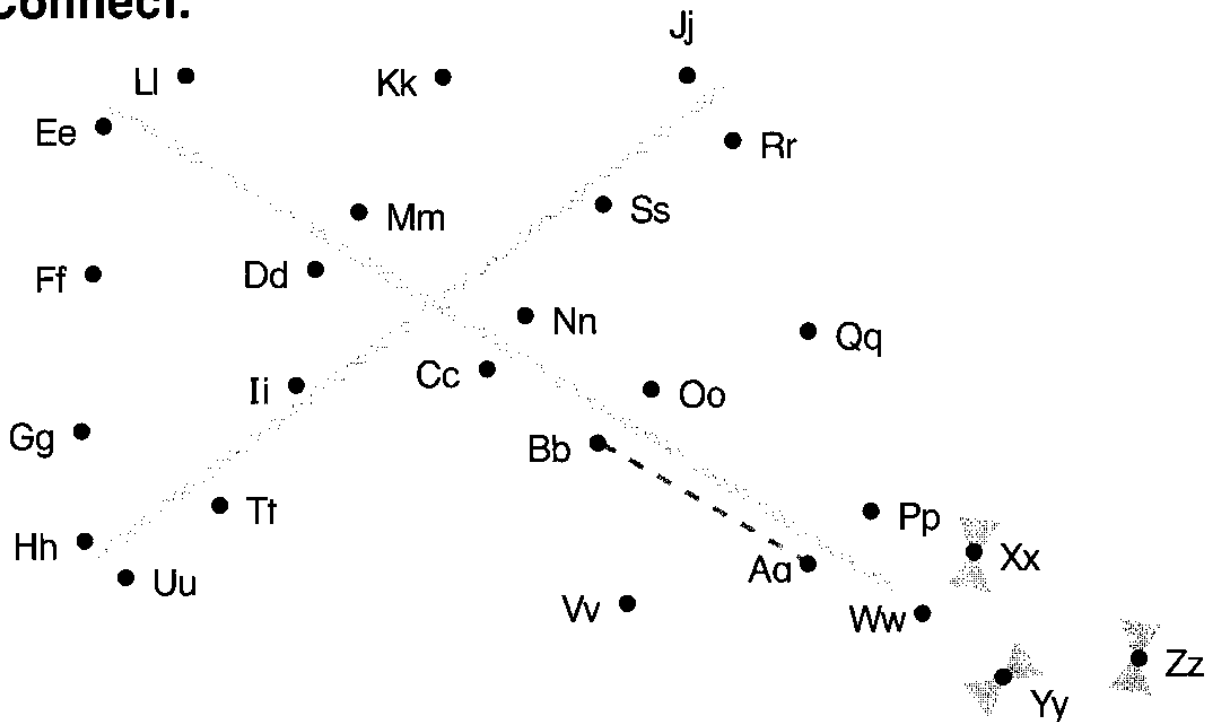
• Point.

• Answer.

• Count.

• Listen.







E Connect.









1 First Day

Lesson | School Supplies

A Circle.

- | | | | | |
|----|---|-------------|---------------|-------------|
| 1. |  | pen | <u>eraser</u> | backpack |
| 2. |  | pencil case | ruler | pencil |
| 3. |  | ruler | eraser | pen |
| 4. |  | backpack | pencil | pencil case |
| 5. |  | pencil case | ruler | pen |
| 6. |  | backpack | eraser | pencil |

B Write.

- | | | | | | |
|----|---|-------------------|----|--|-------------------|
| 1. |  | <u>ruler</u> | 2. |  | <hr/> <hr/> <hr/> |
| 3. |  | <hr/> <hr/> <hr/> | 4. |  | <hr/> <hr/> <hr/> |
| 5. |  | <hr/> <hr/> <hr/> | 6. |  | <hr/> <hr/> <hr/> |

C Circle and match.

1. It's a pencil. •
an
2. It's a pencil case. •
an
3. It's a ruler. •
an
4. It's a backpack. •
an
5. It's a pen. •
an
6. It's a eraser. •
an



D Write.

1. What is it?



It's an eraser.

2. What is _____?



It's a _____.

3. What _____?



It's _____.









4. _____?



_____.













Lesson 2 School Supplies

A Match.


1.		•		•	• notebook
2.		•		•	• desk
3.		•		•	• chair
4.		•		•	• book

Note: A dashed line connects the notebook in item 1 to the notebook in item 3.

B Write.

1.		2.		3.		4.	
							
							

C Number.



It's a chair. It isn't a desk.

It's a desk. It isn't a chair.

It's a book. It isn't a notebook.

It's a notebook. It isn't a book.

D Write.

1. It's a book.


It isn't a _____.

2. It's a _____.


It isn't a _____.

3. _____.

4. _____.



A Number.



B Connect.

1.



How are you?

How	I'm	you?
Hi	are	how?

2.



I'm OK.
Thank you.

I'm	how.	Fine	you.
Are	OK.	Thank	me.

3.



I'm good.
Thank you.

Me	good.	Thank	how.
I'm	Mike.	fine	you.

4.



I'm great!
Thank you.

I'm	good.	Emma	OK.
Hi	great!	Thank	you.

C Write.




How are you?

OK fine good great


1.




2.



3.



4.

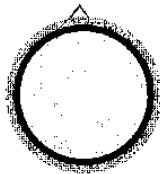





D Draw.


















Lesson 4 Shapes


A Circle.

1.  square triangle circle
2.  circle square triangle
3.  rectangle triangle circle
4.  square rectangle triangle

B Draw and write.

1.      Is it a rectangle?
Yes, it is.
2.      square?
 , it
3.      circle?
 ,

C Look and circle.



- | | | |
|-----------------------|-------------|---------------|
| 1. Is it a circle? | Yes, it is. | No, it isn't. |
| 2. Is it a triangle? | Yes, it is. | No, it isn't. |
| 3. Is it a rectangle? | Yes, it is. | No, it isn't. |
| 4. Is it a square? | Yes, it is. | No, it isn't. |

D Trace and write.

1	2	3	4	5	6	7	8	9	10	11	12	13	14	15
---	---	---	---	---	---	---	---	---	----	----	----	----	----	----

rectangle? _____

2 Art Class

Lesson | Art Supplies

A Match.

1.



•

•

paint

2.



•

•

chalk

3.



•

•

yarn

4.



•

•

glue

5.



•

•

paper

6.



•

•

tape

B Do the puzzle.

Down ↓

Across →

1.



2.



3.



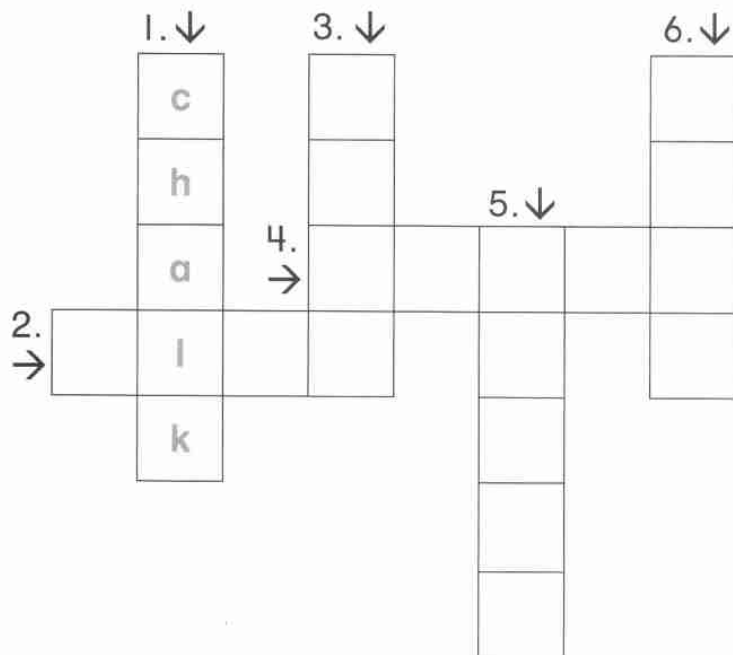
4.



5.



6.



C Circle.

1. This is yarn.



Yes No

2. This is paper.



Yes No

3. This is glue.



Yes No

4. This is chalk.



Yes No

5. This is tape.




Yes No

6. This is paint.



Yes No

D Write.



1. What's this?

This






2. What's ?

This

3. , ?

Lesson 2 Colors

A Color.


1.  2.  3.  4.  5. 

blue yellow black red white


B Write and color.


 What color is it?

1.  It's red.

2.  It's _____.

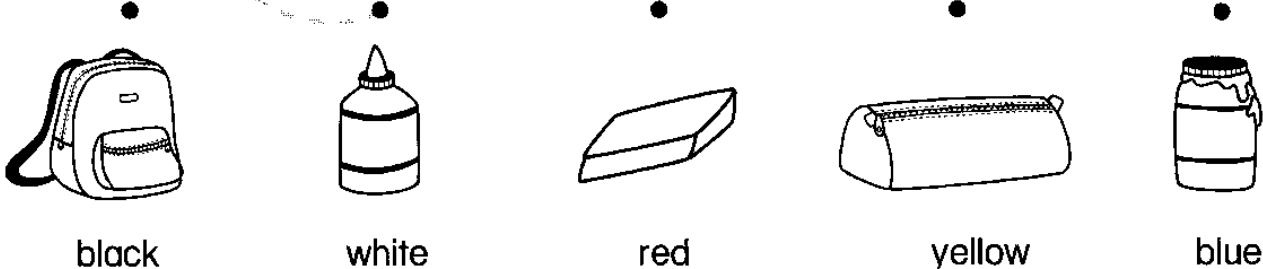
3.  It's _____.

4.  It's _____.


5.  It's _____.

C Match and color.

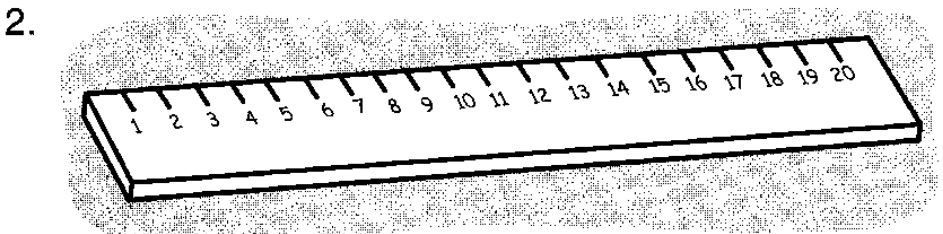
- 1. glue
- 2. pencil case
- 3. backpack
- 4. eraser
- 5. paint



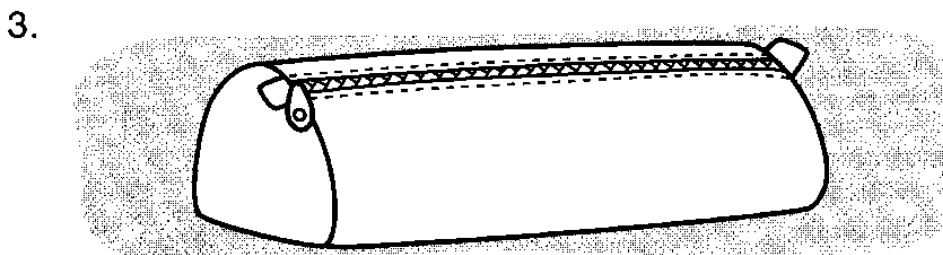
D Write and color.



It's _____. It's yellow.



It's a _____. It's blue.



_____, _____, _____, _____, red.

A Number.



B Unscramble and color.

blue yellow white red ~~black~~

1.




It's black.

kalcb

It's _____.

thiew



2.



It's white
and _____.

dre

It's white
and _____.

lebu



3.



It's _____.

weyoll

It's _____.

edr



C Write.

- 1 share 2 too 3 OK 4 This 5 is
 6 my 7 paint 8 Hey 9 Let's



This is _____

4 5 6 7

4 5 6 7



8


4 5 6 7 2



9 1

3



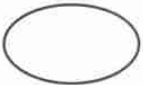
D Draw.









Lesson 4 Colors

A Write and color.

orange purple green


1.  +  = 
 Yellow and blue make _____

2.  +  = 
 Red and yellow make _____




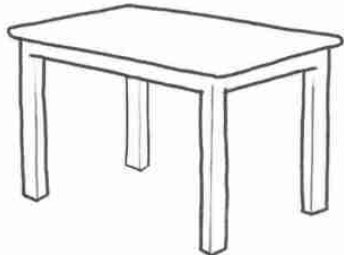


3.  +  = 
 Blue and red make _____

B Color.

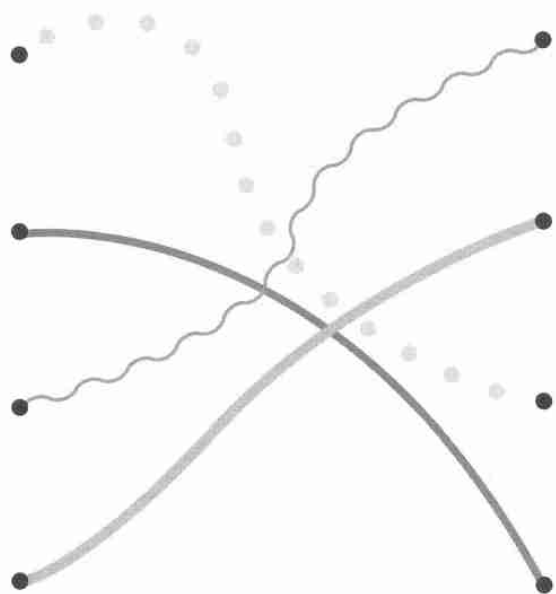
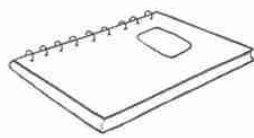

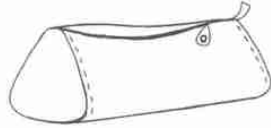

- 1 orange
- 2 green
- 3 brown
- 4 pink
- 5 purple
- 6 gray
- 7 blue
- 8 red



C Write and color.













<p>1. </p> <p>It's gr_____.</p>	<p>2. </p> <p>It's _____ le.</p>	<p>3. </p> <p>It's _____ y.</p>
<p>4. </p> <p>It's _____ wn.</p>	<p>5. </p> <p>It's _____ nk.</p>	<p>6. </p> <p>It's o_____.</p>

D Unscramble and color.

<p>1. _____ npki</p>		
<p>2. _____ grenao</p>		
<p>3. _____ ueplpr</p>		
<p>4. _____ enger</p>		

Review 1

A Match.

- | | | | |
|----------------|---|-------------------|---|
| 1. pen • | •  | 7. chair • | •  |
| 2. glue • | •  | 8. paper • | •  |
| 3. circle • | •  | 9. book • | •  |
| 4. notebook • | •  | 10. pencil case • | •  |
| 5. backpack • | •  | 11. ruler • | •  |
| 6. rectangle • | •  | 12. yarn • | •  |

B Write.

tape eraser paint yellow ~~purple~~ yarn
 desk blue green glue pencil notebook

Colors

1. purple

2. _____

3. _____

4. _____

Art Supplies

1. _____

2. _____

3. _____

4. _____

School Supplies

1. _____

2. _____

3. _____


4. _____

Phonics

Bonus

A Write.

b p t d m n



 b ug




 ig



 at



 it



 op



 ap

B Find and circle.



bag



dad



pop

b	a	g	o	p
m	u	m	t	o
a	t	u	n	p
d	a	d	o	I
n	g	a	d	t



mud



nod









tag

3 Birthday Party

Lesson | Numbers

1 one 2 two 3 three 4 four 5 five 6 six
7 seven 8 eight 9 nine 10 ten 11 eleven 12 twelve

A Match.

1. three •	• 2 •	• 
2. eleven •	• 1 •	• 
3. six •	• 11 •	• 
4. two •	• 9 •	• 
5. nine •	• 3 •	• 
6. one •	• 6 •	• 

B Write.


1. twelve 12 2. four _____ 3. seven _____
4. five _____ 5. eight _____ 6. ten _____

C Write.

1. 1, 2, 3, 4 f _____ 2. 9, 10, 11, _____ _____
3. 4, 5, 6, _____ _____ 4. 7, 8, 9, _____ _____


D Write.

1.




I'm _____

2.




I'm _____

3.



I'm _____


4.



I'm _____

E Write.


1.



How old are you?

I'm _____


2.



How old are _____ ?

I'm _____

3.

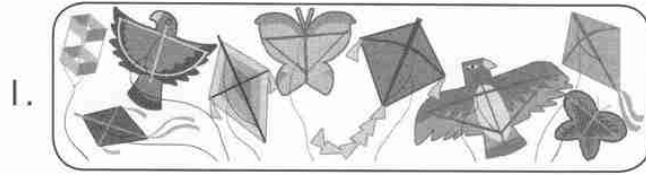


_____ ?

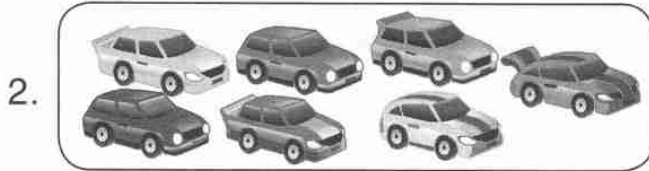
I'm _____

Lesson 2 Toys


A Circle.



twelve cars nine dolls nine kites



eleven cars seven cars seven dolls




twelve balls eight kites eight dolls




ten dolls seven balls seven cars


B Draw.




six cars



three dolls



five balls



two kites

C Write.

balls cars ~~kites~~ dolls



1. How many kites?

Five kites.


2. How many _____?

3. How _____?

4. _____?

Lesson 3 Story

A Number.



B Connect and write.

1 It's my turn.

2 It's my _____.

3 It's _____.


4 _____.

5 _____.

6 _____.


C Circle.

1.




It's my turn.
your turn.

2.



It's my turn.
your turn.

3.



It's my turn.
your turn.

D Draw.


It's your turn.

Thank you.

A Unscramble and match.

marble game ~~card~~ puzzle

1. dcra card ●
2. zepizu _____ ●
3. ameg _____ ●
4. belram _____ ●



B Circle.

1. one game



Yes No

2. one card



Yes No

3. ten marbles



Yes No

4. four games



Yes No

5. six puzzles



Yes No

6. three puzzles



Yes No

7. one card




Yes No

8. two marbles



Yes No


C Look at the picture. Write.





two one three seven eleven

kite games marbles cards ~~puzzles~~

1.  I have two puzzles.

2.  I have _____.

3.  _____.


4.  _____.

4 Home

Lesson 1 Family

A Number.

1.



2.



3.




4.



5.



6.



<input type="radio"/>	— mother
<input type="checkbox"/>	— father
<input type="checkbox"/>	— sister
<input type="checkbox"/>	— brother
<input type="checkbox"/>	— grandmother
<input type="checkbox"/>	— grandfather

B Draw a square around **th**. Draw a circle around **er**.

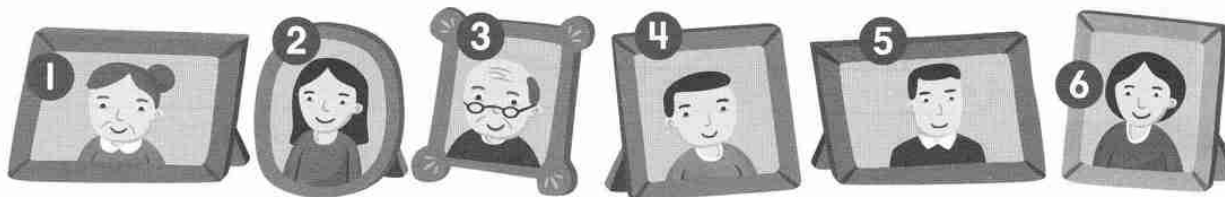
1. brother

2. father

3. sister

4. mother

C Write.



1. g r n d o t h e r

2. s s t


3. g r n d a t h

4. o t h e r

5. f a e r

6. m o

D Write.



1. This is my mother.

2. This is my _____.

3. This is _____.

4. _____.

E Write.

1. Who's this?
This is my grandfather.

2. Who's _____?
This is my _____.


3. _____, _____?
_____.


4. _____, _____?
_____.


Lesson 2 Food


A Write.

- ice cream
- fish
- juice
- chicken


1. 
f i s h

2. 


3. 

4. 


B Circle and write.

1. 

I like fish.
I don't like _____

2. 

I like _____
I don't like _____

3. 


I like _____
I don't like _____

4. 

I like _____
I don't like _____

C Match.


1. I like juice.
I don't like fish.




2. I like fish.
I don't like chicken.



3. I like chicken.
I don't like ice cream.



4. I like ice cream.
I don't like juice.



D Write and draw.



What about you?

I like _____

I don't like _____



Lesson 3 Story

A Number.




B Match.

1.



I have six cookies. •

• Thank you!



2.



Here you are. •

• You're welcome.



3.



I like cookies. •

• Me, too.




4.



Thank you! •

• I have two cookies.



C Unscramble.

1.




Here

ereH

oyu


rea

2.



haTnk

uoy




3.



roYeu

meewclo

D Draw.



Lesson 4 Food

A Connect.


1. pizza




2. rice



3. bread




4. cake



B Write.

1. What's this?



This is pizza.

I like pizza.


2. What's this?



This is _____.

I like _____.

3. What's _____?



This _____.

I _____.

4. _____, _____?



_____.

_____.

C Match.

1. rice •



5. ice cream •



2. chicken •




6. bread •



3. pizza •



7. cake •



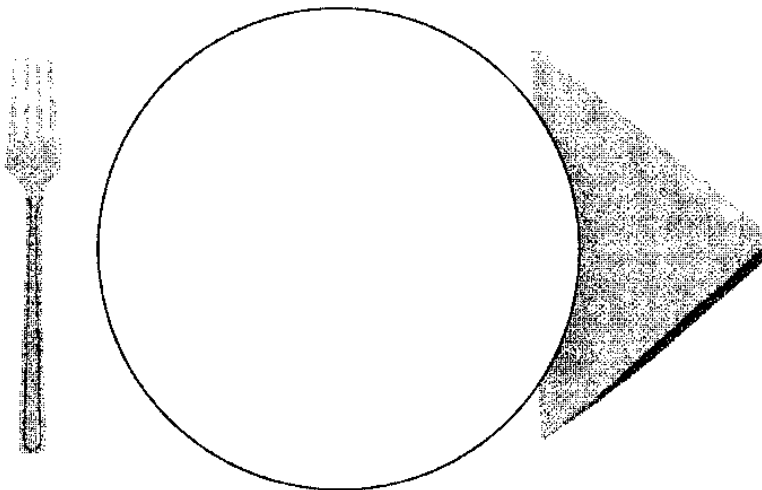
4. fish •



8. juice •



D Draw and write.



This is _____


I like _____

Review 2

A Write.

father five pizza seven ice cream mother bread fish

1.



I'm Matt. I'm _____.

This is my _____.

I like _____.

I don't like _____.

2.



I'm Ann. I'm _____.

This _____.

I like _____.

I don't _____.

B Read and circle.

1.



I'm seven.
eight.

2.



I have four puzzles.
nine marbles.

3.



I like chicken.
cake.

4.



It's a square.
rectangle.

Phonics

Bonus

A Write.

a e i o u

1.



d__g

2.




t__n

3.



c__t

4.



t__b

5.



m__m

6.



f__sh

B Find and circle.

net



pot



bat



nut



map



tub



bib



bed



pin



mop



e	b	a	t	a	t	o
n	e	p	m	a	p	b
o	d	t	u	n	o	i
p	b	n	b	a	t	m
i	n	e	d	i	n	b
n	u	t	a	b	d	i
m	o	p	t	t	u	b


5 The Park

Lesson 1 Nature

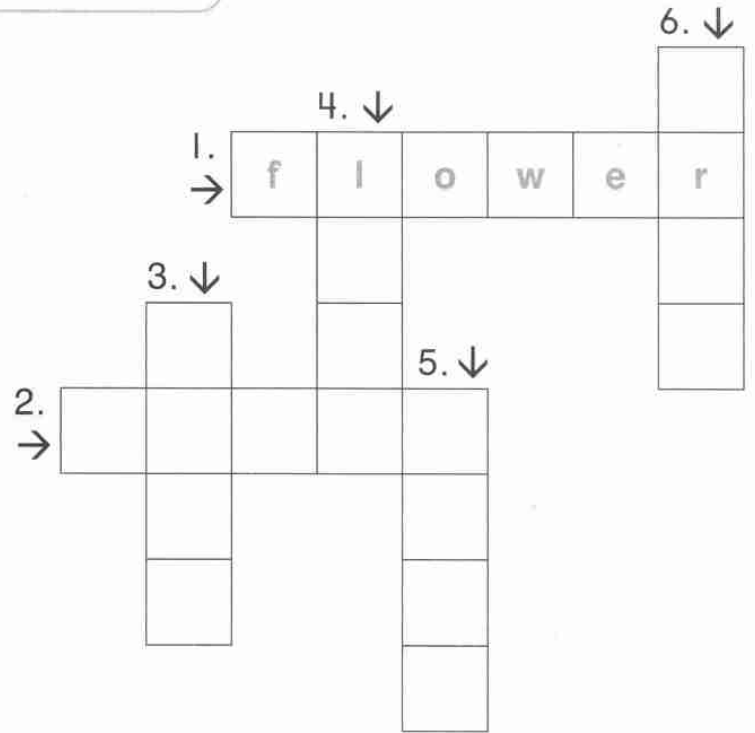
A Do the puzzle.

rock lake hill tree river flower


Across →



Down ↓



B Match.



rock

flower

hill

river

tree

lake

C Circle.



I can see a rock.
rocks.



I can see a flower.
flowers.




I can see a river.
rivers.




I can see a hill.
hills.

D Write.



What can you see?

I can see _____.



What can _____?

I _____.

A Connect.



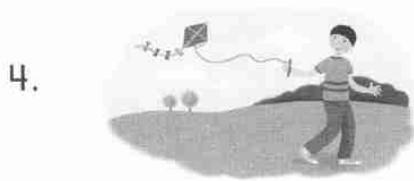
I can ● play ● a bike.



I can ● fly ● soccer.



I can ● ride ● rope.



I can ● jump ● a kite.


B Match.

1. I can play soccer. ●
I can't jump rope. ●

2. I can jump rope. ●
I can't fly a kite. ●

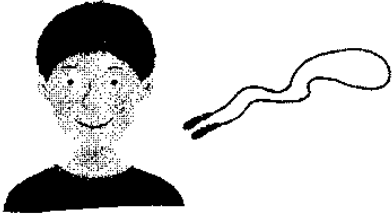
3. I can fly a kite. ●
I can't ride a bike. ●

4. I can ride a bike. ●
I can't play soccer. ●




C Write.

1.




I can jump rope.

2.




I can't play soccer.

3.



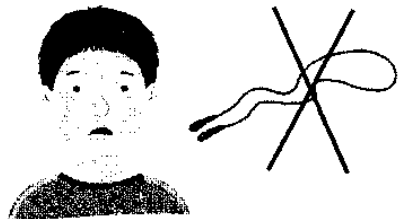
I can't _____.

4.




I can _____.

5.



_____.

6.



_____.

Lesson 3 Story

A Number.



B Write.

- 1 Mom 2 welcome 3 OK 4 me 5 please
 6 Thanks 7 You're 8 Sure 9 help

1.



Mom, _____ !
 1 5 9 4

2.



 8

3.



 _____ ! _____
 _____ , _____
 3 6 1

4.



 _____ , _____

 7 2

C Connect.

1.



Oh, oh My doll!
No no! I kite!

2.



Dad, can help you!
Mom, please I me!

3.




OK! Please help.
Oops! Thanks, Mom.

4.








Thank welcome.
You're me.

D Draw.

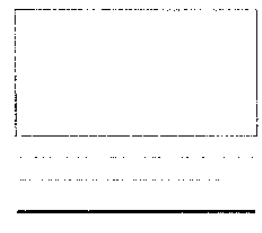







Lesson 4 Animals

A Draw and write.

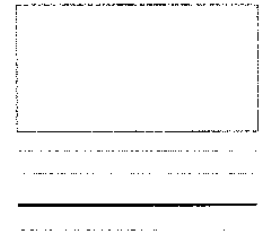
1.     






spider ant spider ant spider



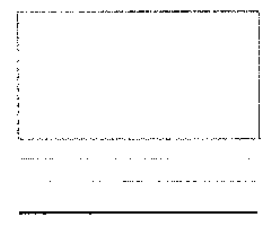
2.     

frog frog turtle frog frog



3.     


turtle spider frog turtle spider



B Write.



Can you
a spider?




a frog?

C Write.

What can you see?

~~turtles~~ ~~spiders~~ flowers ~~frogs~~ trees ants
two three ~~four~~ ~~five~~ ~~six~~ ~~seven~~



1. I can see seven turtles.

2. I can see four

3. _____ spiders.

4. _____ six _____

5. _____ five _____

6. _____ frogs.





6 The Zoo

Lesson 1 Animals

A Circle.


-  bear monkey kangaroo
-  elephant penguin tiger
-  kangaroo tiger monkey
-  penguin bear elephant
-  tiger kangaroo monkey
-  bear elephant penguin

B Write.

-  e _ r
-  e _ g u _ _
-  i _ e _
-  l _ p h _ _


C Connect.

1.



The monkey ----- is on the rock.
The penguin are under the tree.

2.



The bear are in the lake.
The elephant is on the rock.

3.



The penguin is in the river.
The kangaroo are on the hill.

D Number and write.



Where is the bear?

It's in the river.

_____ the tiger?



It's _____ the hill.



_____ monkey?



_____, _____ the tree.



Lesson 2 Animals

A Write.

1.  +  = two snakes

2.  +  = _____

3.  +  = _____

4.  +  = _____

- ~~snake~~
- giraffe
- lion
- zebra



B Match and write.

1. Where are the giraffes?
They're under the tree.

2. Where are _____?
They're _____ the river.


3. _____?

 _____ on _____.



C Match.


1.



•

• The monkey is under the tree.


2.



•

• The elephant is in the river.


3.



•

• The monkeys are in the tree.

4.




•

• The elephants are in the lake.

D Write.

1.




Where is the _____ ?



_____ , _____ under _____ .

2.




Where are _____ ?



_____ , _____ .

Lesson 3 Story

A Number.



B Write.

- 1 That's
- 2 Where's
- 3 I'm
- 4 don't
- 5 OK
- 6 I
- 7 Hurry
- 8 sorry
- 9 know
- 10 Wait
- 11 Joe

1. 7

2. 2 11

3. 3 8 5

C Unscramble.

~~Wait~~ Hurry know I Where are you



Wait!
atWi



uHyrr



ehWre rae ouy ?


















I nwok

D Draw.



Lesson 4 Abilities

A Write.

run 	hop 	swim 	walk 
 	 	   	  

elephants zebras penguins kangaroos

1. Can e _____ swim? Yes, they can.


2. Can k _____ walk? No, _____ can't.

3. _____ p _____ hop? _____

4. _____ z _____ run? _____

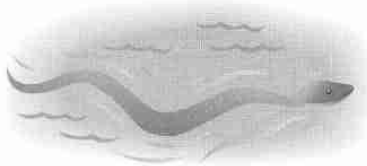
B Circle.

1.




Bears can hop.
run.

2.



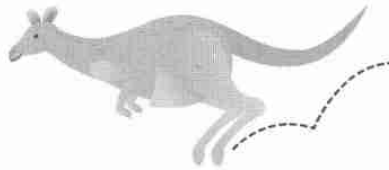
Snakes can swim.
run.

3.



Penguins can walk.
run.


4.



Kangaroos can hop.
walk.

C Match.

1. I can hop. ●



2. I can run. ●



4. I can walk. ●

Review 3


A Write.

turtle ~~turtles~~ lions lions frog frogs zebras zebras
lake hill flower river swim ~~run~~ hop ~~walk~~



I can see a _____.
It's in the _____.
Turtles can _____.

2. I can see two _____.
They're on the _____.
_____ walk.



I can _____.
It's _____.
_____ can _____.

4. _____

_____ run.




Phonics


Bonus

A Write.

f v s z r l




___et



___ug




___an



___og



___un



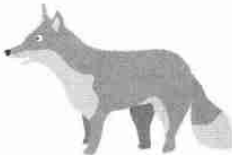
___ap

B Find and circle.

zip



fox



van



r	e	d	o	t
o	c	u	s	i
v	e	n	i	z
a	f	o	x	i
n	a	l	i	p

lip



red



six




7 Science Day

Lesson 1 My Body

A Write.

leg hand foot finger toe arm



1. f i n g e r

2. _____


3. _____

4. _____

5. _____

6. _____

B Match.



What's this? •

• This is my hand.



What's this? •

• This is my foot.



What's this? •


• This is my toe.

C Write.

1.

What are these?

These are my legs.



2.


What these?

are



3.

?



Lesson 2 My Face

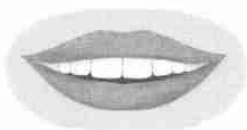
A Do the puzzle.

~~mouth~~ eyes feet fingers nose hands

Across →

Down ↓

1.



3.




2.



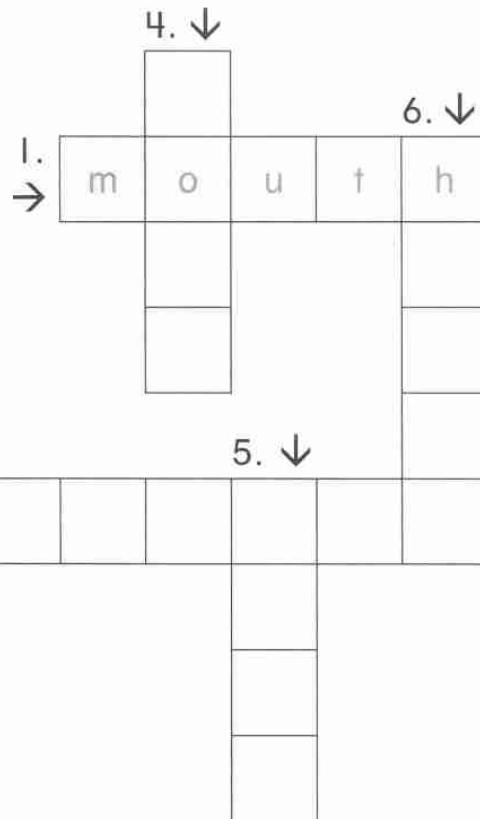

4.



5.



6.



B Circle.

1.

Is this my nose?



No, it isn't. Yes, it is.

2.

Are these my eyes?



No, they aren't. Yes, they are.

C Write.

foot feet ~~hand~~ hands ~~ear~~ ~~ears~~

1. Is this my hand?



Yes, it is.

2. Are these



_____?



_____ , they _____.

3. _____ ear?



No, _____.


4. _____




_____ ears?

_____ , _____.


D Count and write.



five toes




e




a

A Number.



B Unscramble.


1.



_____ , _____ !

I cnta ese

2.



_____ .

Ecexsu em

3.



_____ .

uSre


4.




_____ .

hTnak ouy


C Connect.



What it is?
That is it?




me don't sure.
I can't know.



I can't sure.
me don't see!

D Draw.



Lesson 4 Healthy Habits


A Write.


wash my face

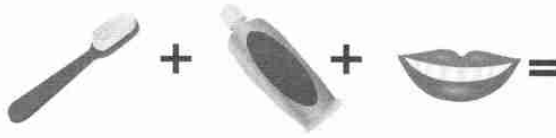
wash my hands


brush my hair

brush my teeth









1.  = _____

2.  = _____

3.  = _____

4.  = _____

B Match.

1. 	2. 	3. 	4. 
•	•	•	•
•	•	•	•
			
I can wash my hands.	I can brush my hair.	I can brush my teeth.	I can wash my face.

C Write.



1. I have two arms.

2. I have _____ eyes.

3. _____ fingers.

4. _____ legs.

D Write.

finger toe hand foot arm
leg eye ear nose mouth

1. finger

2. _____



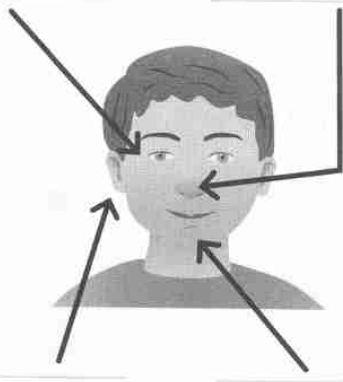
3. _____

4. _____

5. _____

6. _____

7. _____ 8. _____



9. _____ 10. _____

8 The Toy Store

Lesson 1 Adjectives

A Circle.



a new desk an old desk



a short pencil a long pencil



a small ball a big ball



a long pencil a short pencil




a new desk an old desk




a small ball a big ball

B Write.



That's a big _____.

That's a _____.





_____.


_____.


C Write.

long jump rope ~~new~~ ~~car~~ small dolls old bikes

1.  Those are _____.


2.  That's a new car.

3.  That's _____.

4.  Those _____.

D Circle.

1. What's that?
What are those?



That's a small ball.
Those are small balls.

2. What's that?
What are those?



That's a long pencil.
Those are long pencils.

3. What's that?
What are those?



That's a new backpack.
Those are new backpacks.

Lesson 2 Adjectives

A Match and write.

1.



• fast •

• s _____

2.



• noisy •

• f _____

3.



• slow •

• quiet

4.



• quiet •

• n _____

B Connect.

1. Is that a fast car?



Yes, it isn't.

No, they is.

2.

Is those noisy cars?

Are that noisy bikes?



No, they aren't.

C Write.

1.



Those cars are fast.

2.



That _____ slow.

3.




_____ bike _____.

4.



D Draw.





Lesson 3 Story


A Number.



B Unscramble.



1.  !
lesPae eb qtiue



2. 
KO mI sryor



3. 
saTnhk

C Write.


1 sorry 2 be 3 Thanks 4 quiet 5 Please 6 OK 7 I'm

1.  

2.  

3.  

D Draw.



Please be quiet.

OK. I'm sorry.

Thanks.

Lesson 4 Transportation

A Write.

trucks boats ~~buses~~ trains

1.

1  + 5  = six buses

2.

8  + 2  = _____


3.

3  + 9  = _____

4.

7  + 4  = _____

B Number.



What's that?
It's a fast boat.

What are these?
They're slow boats.

What's this?
It's a noisy bus.

What are those?
They're long trains.

C Write and match.

1.



What's this?

• They're new bikes.

2.



_____ ?

• It's a long bus.


3.



_____ ?

• They're short trucks.

4.



_____ ?

• It's a noisy car.

D Unscramble and draw.



_____ ?

tahsW

tish

tsI

a


gbi

tabo

Review 4


A Circle.

1. This is my face.
foot.



I can brush my face.
wash

2. This are my teeth.
These



I can wash my teeth.
brush

3. These are my boats.
Those



They're quiet boats.
noisy

4. This is my truck.
That is my car.



It's a fast truck.
slow car.

5. What's this?
that?



It's an old boat.
new bus.

Phonics

Bonus

A Write.


a e i o u

1.




v _ s _

2.



c _ b _

3.




d _ v _

4.



b _ _ t

5.



r _ s _

B Find and circle.

rake



mule



l	i	m	p	b
i	b	u	e	o
m	u	l	e	n
e	r	a	k	e
p	e	e	r	s

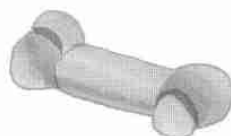
peek



lime




bone



My Picture Dictionary

Unit 1












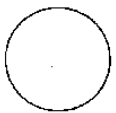


















Unit 2

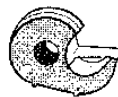














r



y



blu



w



bla



gre



pu



o



pi



gra



br

Unit 3

1

2

3

4

5

6

7

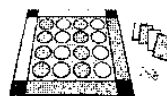
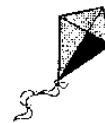
8


9

10


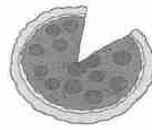
11

12





Unit 4



Unit 5


















Unit 6























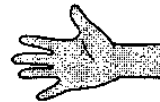






Unit 7





























Unit 8



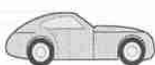


























Everybody UP


Oxford › making  digital sense

- Student Book
- Student Book with Student Audio CD of vocabulary and songs
- Workbook
- Workbook with Online Practice
- Teacher's Book with Test Center and Online Practice
- Class Audio CDs
- Picture Cards
- Oxford iTools
Digital Classroom Resources

Everybody Up is a seven-level course that motivates children by linking the English classroom to the wider world.

- ★ **Children connect** with the **Everybody Up Friends**, who motivate them to speak English.
- ★ **Colorful cross-curricular lessons** in every unit provide practical links to other school subjects.
- ★ **Great songs** by award-winning songwriters keep children practicing English – even at home.
- ★ **Fun stories** from real life highlight universal values such as being kind and polite.

www.oup.com/elt/everybodyup



Recommended Readers
Oxford Read and Discover
Level 1

OXFORD
UNIVERSITY PRESS

www.oup.com

130.000

CEF
B1
A2
A1

ISBN 978-0-19-410322-0



9 780194 103220