

Starter

Everybody

UP

Workbook

Lynne Robertson
Patrick Jackson
Susan Banman Sileci

OXFORD

OXFORD
UNIVERSITY PRESS

198 Madison Avenue
New York, NY 10016 USA

Great Clarendon Street, Oxford OX2 6DP UK

Oxford University Press is a department of the University of Oxford.
It furthers the University's objective of excellence in research, scholarship,
and education by publishing worldwide in

Oxford New York

Auckland Cape Town Dar es Salaam Hong Kong Karachi
Kuala Lumpur Madrid Melbourne Mexico City Nairobi
New Delhi Shanghai Taipei Toronto

With offices in

Argentina Austria Brazil Chile Czech Republic France Greece
Guatemala Hungary Italy Japan Poland Portugal Singapore
South Korea Switzerland Thailand Turkey Ukraine Vietnam

OXFORD and OXFORD ENGLISH are registered trademarks of
Oxford University Press in certain countries.

© Oxford University Press 2012

Database right Oxford University Press (maker)

No unauthorized photocopying

All rights reserved. No part of this publication may be reproduced,
stored in a retrieval system, or transmitted, in any form or by any means,
without the prior permission in writing of Oxford University Press,
or as expressly permitted by law, or under terms agreed with the appropriate
copyright clearance organization. Enquiries concerning reproduction outside
the scope of the above should be sent to the ELT Rights Department, Oxford
University Press, at the address above.

You must not circulate this book in any other binding or cover
and you must impose this same condition on any acquirer.

Any websites referred to in this publication are in the public domain and
their addresses are provided by Oxford University Press for information only.
Oxford University Press disclaims any responsibility for the content.

General Manager, American ELT: Laura Pearson

Executive Publishing Manager: Shelagh Speers

Managing Editor: Clare Hambly

Senior Editor: Jeff Buckner

Art, Design, and Production Director: Susan Sanguily

Design Manager: Lisa Donovan

Senior Designer: Molly K. Scanlon

Designer: Colleen Ho

Image Manager: Trisha Masterson

Image Editor: Fran Newman

Production Coordinator: Hila Ratzabi

Senior Manufacturing Controller: Eye Wong

ISBN: 978-0-19-410304-6 Workbook

Printed in China

This book is printed on paper from certified and well-managed sources

10 9 8 7 6 5 4

ACKNOWLEDGMENTS

Cover Design: Molly K. Scanlon

Illustrations by: Valentina Belloni: 3, 14, 15, 28, 29, 38, 39, 44, 45, 56, 57, 70, 71;
Mattia Cerato: 10, 11, 24, 25, 32, 33, 42, 43, 52, 53, 68, 69; Lalena Fisher: 8 (r), 9
(t); Daniel Griffo: 2, 8 (l); Jannie Ho: 6, 7, 20, 21, 40, 41, 60, 61; Aga Kowalska: 9
(c), 12, 13, 22, 23, 36, 37, 46, 47, 54, 55, 58, 59, 64, 65, 72, 73; Julissa Mora: 4, 5,
18, 19, 30, 31, 48, 49, 66, 67, 74, 75; Gabriele Tafuni: 16, 17, 26, 27, 34, 35, 50, 51,
62, 63.


Everybody
UP
Workbook
Starter

Lynne Robertson
Patrick Jackson
Susan Banman Sileci

OXFORD
UNIVERSITY PRESS

Welcome

A Connect and say.





B ✓ or X.

1. sing



2. talk



3. stand



4. sit



1 Art Class

Lesson 1 School Supplies


A Match.

1. glue

2. scissors

3. paper

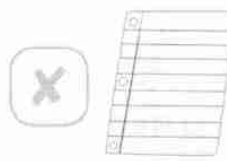
4. paint



B Match.







C ✓ or X.











Lesson 2 School Supplies


A Trace.

1.  crayon
2.  pen
3.  pencil
4.  marker

B Match.

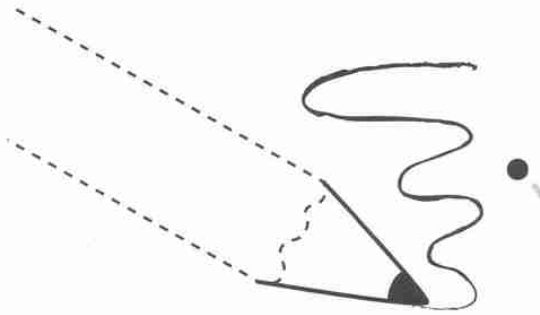
1.  I have a pen. 
2.  I have a marker. 
3.  I have a pencil. 
4.  I have a crayon. 

C Trace and match.

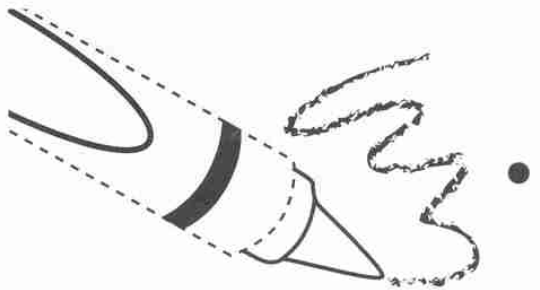


What do you have?

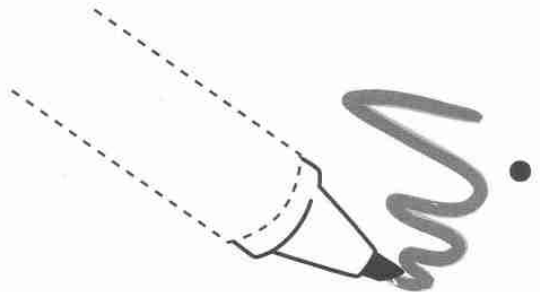
1.



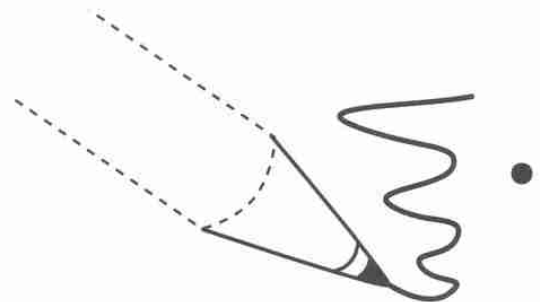
2.



3.



4.



I have a pen.



I have a marker.



I have a pencil.




I have a crayon.




A Find.

What's your name?



I'm Danny.



What's your name?




I'm Emma.



What's your name?



I'm Julie.



What's your name?




I'm Mike.




B Circle.


1. I'm Julie.



2. I'm Danny.




3. I'm Emma.



4. I'm Mike.




C Draw and write.



Hi. What's your name?

I'm _____.



Lesson 4 Phonics

A Connect.


1. A • **b** **B** **b** **A** **a**


2. B • **a** **D** **a** **B** **b**


3. C • **d** **A** **d** **D** **c**

4. D • **C** **c** **C** **c** **d**

B Match and say.


1. A • •  • • • c

2. B • •  • • • a



3. C • •  • • • b

C Circle and say.


1. A a



2. B b



4. D d



D Trace.

1. A a A a

2. B b B b

3. C c C c

4. D d D d

2 Let's Play

Lesson 1 Toys

A Circle.


1. ball



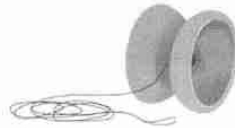
2. doll



3. balloon




4. yo-yo



B Trace.

1.




I have a ball.

2.




I have a yo-yo.

3.



I have a balloon.

4.



I have a doll.

C Match and say.



It's a balloon.

1.



• balloon

2.



• yo-yo

3.



• doll

4.



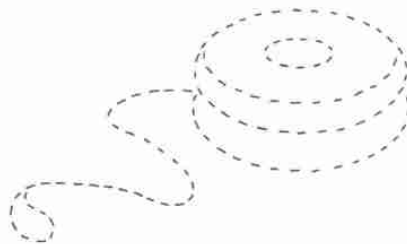
• ball

D Trace.

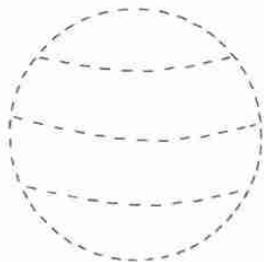
1. It's a balloon.



2. It's a yo-yo.



3. It's a ball.



4. It's a doll.

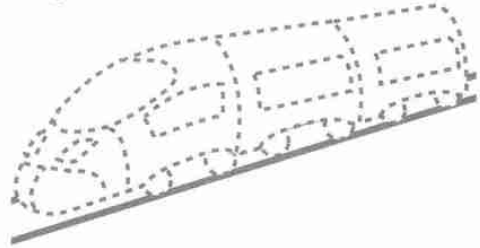


A Trace.

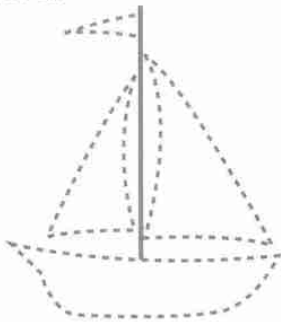
1. car



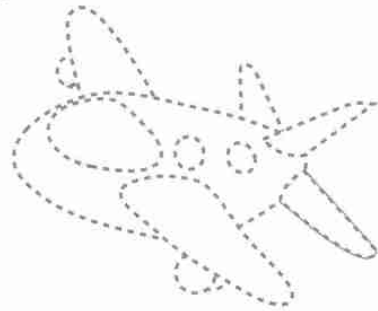
2. train



3. boat



4. jet



B Circle.


1. It's a car.



2. It's a jet.



3. It's a boat.



4. It's a train.



C Match and say.



What is it?


1.



It's a jet.



2.



It's a train.




3.



It's a car.



4.



It's a boat.



A Match.

1.



2.






3.










4.






B Circle.

1.  Hi!  Hi!  Bye!

2.  Hello!   Bye!  Hello!

3.  Bye!  Bye!  Hi!

4.  Good-bye!  Hello!  Good-bye!

C Match.

1. boys and girls



2. girls



3. boys



Lesson 4 Phonics

A Circle and say.

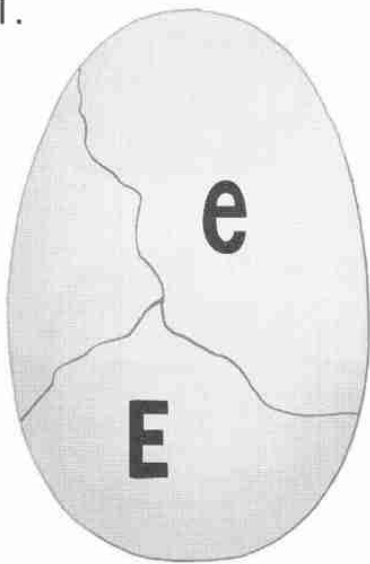
1. Ee e g E f a A

2. Ff g F b f C c

3. Gg d b G g B g

B ✓ or X.

1.



egg

E
e

2.



friend

F
f

3.




girl

G
g

C Match and say.

1. E ●

● g ●



● girl

2. F ●

● f ●



● friend

3. G ●

● e ●



● egg

D Trace.

1. E e E e

2. F f F f

3. G g G g

Review 1

A Match.

1.



2.



3.



4.



5.



6.



I have a car.



I have a balloon.



I have a marker.



I have a jet.



I have paper.

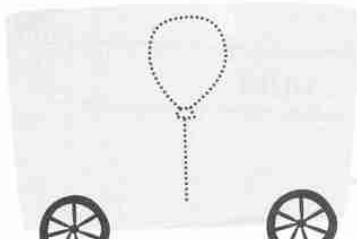


I have a pen.




B Trace.

1. balloon



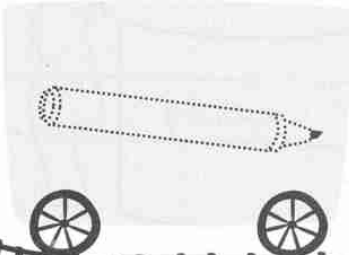
2. car




3. doll



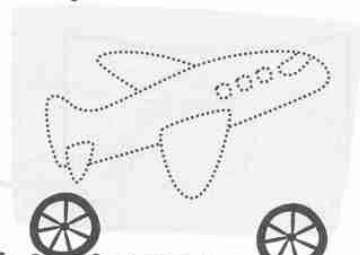
4. marker




5. crayon




6. jet




7. scissors



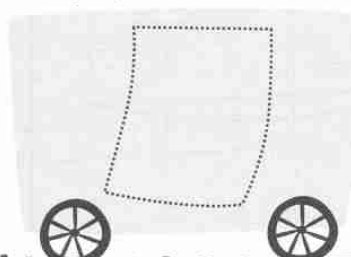
8. glue




9. boat




10. paper



11. yo-yo



12. train




3 Many Colors


Lesson | Colors

A Color and say.


1. blue




2. green




3. yellow



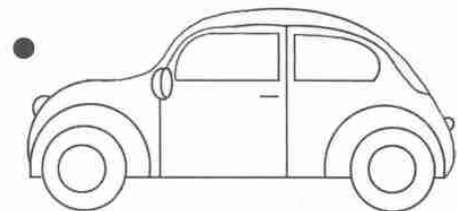
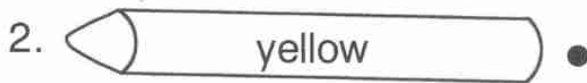
4. red



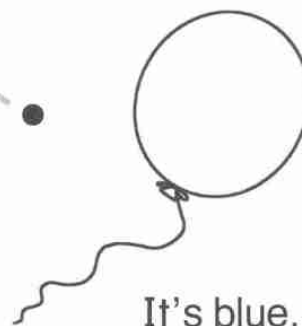

B Match and color.



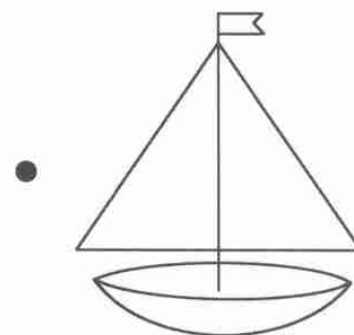
It's red.



It's green.



It's blue.



It's yellow.

Lesson 2 Colors

A Color and say.



B Match and color.






What color is it?

1. It's brown.

2. It's purple.

3. It's orange.

4. It's pink.



C Find and color.







What color is it?

1. It's orange.

2. It's pink.

3. It's purple.

4. It's brown.



A Find.

Hi. How are you?

1.



I'm fine. Thank you.



Here you are.

2.



I'm OK.



Hi. How are you?

3.



Thank you.



B Match and say.

1.



2.



C Circle and say.

1.

Hi. How are you?



I'm fine. Thank you.



Thank you.



2.

Here you are.



I'm OK.



Thank you!



3.

Hello. How are you?



I'm OK.



Thank you.



Lesson 4 Phonics

A Color.

H = green


I = yellow

J = orange

h = blue

i = red

j = purple



B Match and say.

1. H ●



h ●

2. I ●



i ●

3. J ●



j ●

C Match and say.



What is it? What color is it?

1. Hh



It's jam.
It's purple.

2. Ii



It's an insect.
It's red.

3. Jj



It's a hat.
It's brown.

D Trace.

1. Hh Hh

2. Ii Ii

3. Jj Jj

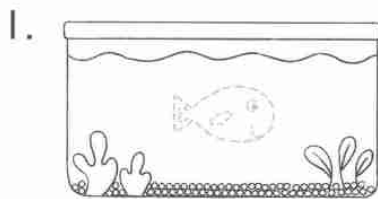
4 Counting

Lesson 1 Numbers

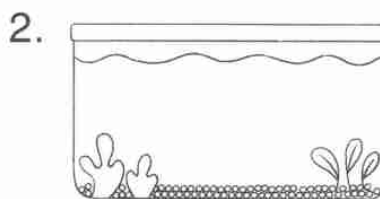
A Count.



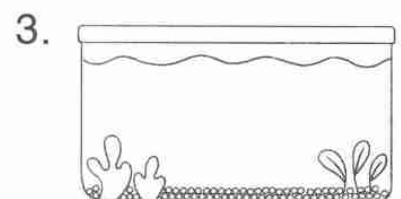
B Draw.



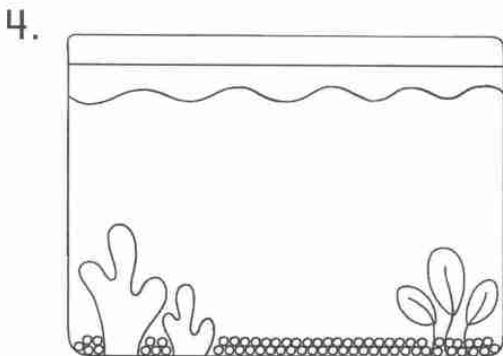
1



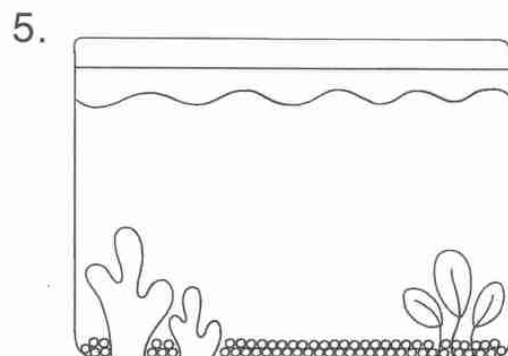
2



3



4



5

C Count.




1. 3

2. _____

3. _____

4. _____

5. _____



D Count and circle.



1 2 3 4 5



1 2 3 4 5



1 2 3 4 5



1 2 3 4 5



1 2 3 4 5

Lesson 2 Numbers

A Match.

1.

6

2.

7

3.

8

4.

9

5.

10



B Count and circle.

1.

7



2.

8



3.

9



4.

6



5.

10



C Count.



How many?

1. 9



2. _____




3. _____



4. _____



5. _____




D ✓ or X.

1. 5



X



X



✓

2. 7



□



□




□

3. 9



□





□







□



Lesson 3 Story

A Connect.

1. I'm 6.  

2. I'm 5.  




3. I'm 8.  




4. I'm 7.  

Note: A dashed line connects the boy in item 1 to the cake in item 2.

B ✓ or X.

 How old are you?

1. I'm 5.   

2. I'm 8.   

C Count. Then write.

1.



5

2.



3.



4.



5.



6.



D Draw and write.



How old are you?

I'm _____



Lesson 4 Phonics

A Circle and say.


K k = red

L l = blue


M m = green


a	A	K	L	M	M
k	b	l	m	c	l
K	L	C	M	D	K
K	k	L	f	M	m
K	L	M	d	l	k


B Find.



C Match and say.

1. k ●  ● man

2. l ●  ● lion

3. m ●  ● kite

Detailed description: This section contains a matching exercise. It features three numbered items on the left, each with a letter and a dot. Item 1: '1. k' with a dot. Item 2: '2. l' with a dot. Item 3: '3. m' with a dot. On the right, there are three items, each with a dot and a label. Item 1: '● man'. Item 2: '● lion'. Item 3: '● kite'. In the center, there are three illustrations: a lion at the top, a kite in the middle, and a man at the bottom. Dashed lines connect the dots: from '1. k' to the lion, from '2. l' to the kite, and from '3. m' to the man.

D Trace.

1. 

2. 

3. 

Detailed description: This section contains three rows of tracing practice. Each row has two sets of handwriting lines (top, middle, bottom). Row 1: '1. K k K k'. Row 2: '2. L l L l'. Row 3: '3. M m M m'.

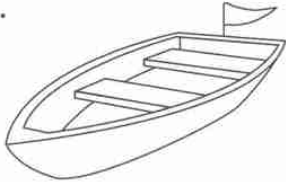
Review 2

A Color and say.



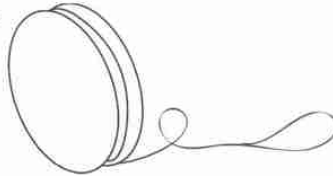
What color is it?

1.



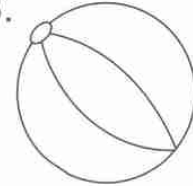
It's brown.

2.



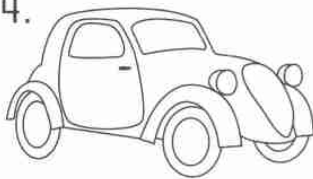
It's green.

3.




It's orange.

4.



It's blue.

5.



It's yellow.

6.




It's red.

B Count. Then write.



How many?

1. _____



2. _____



3. _____



4. _____



5. _____



6. _____



C Match.

1.



How old are you?



I'm fine. Thank you.



2.




Hi. How are you?



Thank you.



3.



Here you are.




I'm six.




D Find and color.

1.



1 red

2.




4 blue

3.



7 green



5 Animals

Lesson | Pets

A Match.

1.



bird

birds

2.



rabbit

rabbits

3.



cat

cats


4.



dog

dogs

5.



6.



7.



8.



B ✓ or X.

1.



rabbit

rabbits

2.



cat

cats

3.



dog

dogs

4.



bird

birds


C Count. Then write.



Let's count.



D Count and circle.



Lesson 2 Farm Animals

A Count. Then write.



How many?

horse




goat



cow



duck



B Circle.

1. 9 goats



2. 6 cows



3. 7 horses



4. 8 ducks




C Match and say.




How many?

1. horses ●




● ducks

2. ducks ●




● goats

3. goats ●



● horses

4. cows ●



● cows

Lesson 3 Story

A ✓ or X.




B Number.

1. Please help me.

2. Sure.

3. Thank you.



A Circle.

E	F	N	O	P	G	H	A	B
l	m	c	d	a	n	o	p	k
N	O	P	J	K	L	C	D	E
i	j	n	m	n	o	p	a	b
A	B	C	O	C	D	N	O	P
d	e	n	o	p	g	n	c	d
A	N	O	P	J	K	C	G	P
o	p	f	g	n	o	p	b	c

B Match.

1. n ● ● pencil



2. o ● ● nose



3. p ● ● orange




C Count.

1. N 2 2. O _____ 3. P _____



4. n _____ 5. o _____ 6. p _____ 7. _____ 8. _____ 9. _____



D Trace.

1. N n N n



2. O o O o



3. P p P p



6 Lunch



Lesson 1 Food

A Match.





1.  I like bread. 





2.  I like candy. 





3.  I like milk. 





4.  I like water. 

B ✓ or X.



1. water    



2. milk    



3. bread    



4. candy    

C Match and say.

1.  I like... 

2.  I like... 

3.  I like... 

4.  I like... 

D What about you? Circle ☺ or ☹.

1. I like water.  ☺ ☹

2. I like candy.  ☺ ☹

3. I like milk.  ☺ ☹



4. I like bread.  ☺ ☹

A Number and say.

1. beans



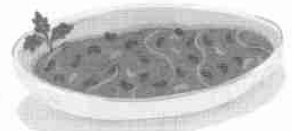

4



2. rice



3. fish



4. chicken



B ✓ or X.

Do you like fish?

1.



- Yes, I do.
 No, I don't.

Do you like rice?

2.



- Yes, I do.
 No, I don't.

Do you like chicken?

3.



- Yes, I do.
 No, I don't.

Do you like beans?

4.



- Yes, I do.
 No, I don't.

C Match.



Do you like fish?




No, I don't.



Do you like chicken?



No, I don't.



Do you like beans?



Yes, I do.



Do you like rice?




Yes, I do.



A Match.

1.




It's a sandwich.



Thank you!



2.



No, I don't.




3.



Yes, I do.



4.



B Number.

1. Thank you. What is it? Here you are. It's chicken.

4 2 1 3

2. You're welcome. It's beans. Thank you. What is it?

□ □ □ □

3. It's fish. Thank you. You're welcome. What is it?

□ □ □ □

4. What is it? Thank you. Here you are. It's rice.

□ □ □ □

A Connect.

1. Q r R r Q q
2. R q S q R s
3. S s Q s S r

B ✓ or X.

1.



q

r



2.




s

r



3.



s

q




C Match and say.

1. Qq

2. Rr

3. Ss



ring

sun

queen

D Trace.

1. Q q Q q

2. R r R r

3. S s S s

Review 3

A Count.



How many?



1. rabbits 3 2. cats _____ 3. dogs _____ 4. birds _____
 5. horses _____ 6. cows _____ 7. ducks _____ 8. goats _____


B Circle.

1.



I like milk.

2.



I like beans.

3.



I like candy.




4.



I like bread.



C Match.



7 Things to Do

Lesson 1 Abilities

A Match and say.



B ✓ or X.

1.		run		<input checked="" type="checkbox"/>		<input type="checkbox"/>
2.		skip		<input type="checkbox"/>		<input type="checkbox"/>
3.		jump		<input type="checkbox"/>		<input type="checkbox"/>
4.		walk		<input type="checkbox"/>		<input type="checkbox"/>

C Find and number.

1.



I can jump.

2.



I can run.

3.




I can walk.

4.



I can skip.



D What about you? ✓ or ✗.

1. I can walk.



2. I can run.



3. I can skip.



4. I can jump.



Lesson 2 Abilities

A Find and number.

1. swim



2. dance



3. wink



4. sing



B Circle.

1. Can you dance?



Yes, I can.

No, I can't.

2. Can you swim?



Yes, I can.

No, I can't.

3. Can you sing?



Yes, I can.

No, I can't.

4. Can you wink?



Yes, I can.

No, I can't.

C Match and say.



Can you wink?

Yes, I can.

No, I can't.

1. wink



2. sing



3. dance



4. swim



D What about you? ✓ or X.

1. sing



Yes, I can.

No, I can't.

2. wink



Yes, I can.

No, I can't.

3. swim



Yes, I can.

No, I can't.


4. dance



Yes, I can.

No, I can't.

A Match and say.



Can you swim?



Can you wink?



Can you sing?



Can you dance?



Yes, I can.



No, I can't.



No, I can't.



OK! Let's dance.



B Match.



Let's play!

1.



OK! Let's run.



2.



OK! Let's jump.



3.



OK! Let's sing.



4.



OK! Let's dance.



Lesson 4 Phonics

A Find and circle.

1. T	a	K	B	T	b	Q	e	H
2. t	r	C	t	s	M	d	R	g
3. U	C	E	N	f	l	U	g	b
4. u	L	H	D	u	I	j	J	S
5. V	E	k	O	l	K	m	V	o
6. v	n	A	o	v	G	p	e	q
7. tuv	e	c	t	u	v	e	r	I
8. TUV	m	T	U	V	b	i	l	a

B Circle.

1.



teacher

t	u	v
---	---	---

2.



umbrella

t	u	v
---	---	---

3.



violin

t	u	v
---	---	---

C Find.

1. T


2. t

3. U

4. u


5. V

6. v

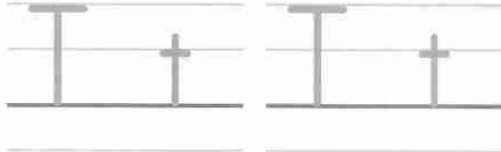
7. teacher 

8. umbrella 

9. violin 



D Trace.

1. 

2. 

3. 

8 My Body

Lesson 1 My Face

A Find and number.

1. eyes




2. ears



3. nose



4. mouth



B Circle.

1.



I can touch my ears.



2.



I can touch my nose.



3.



I can touch my eyes.



4.



I can touch my mouth.



C Trace.

How about you?


I can touch my _____.

1. eyes

2. ears

3. nose


4. mouth



Lesson 2 My Body


A Match.

1. shake my legs



clap my hands

2. clap my hands



shake my legs

3. swing my arms



stomp my feet

4. stomp my feet



swing my arms

B Number.

1. clap my hands





2. stomp my feet








3. shake my legs













4. swing my arms








C Match and say.


1.     • 


2.     • 


3.     • 


4.     • 

D What about you? ✓ or X.

1.  clap my hands



2.  stomp my feet

3.  swing my arms

4.  shake my legs

Lesson 3 Story

A Find and number.



1. Ouch! My feet.

2. Ouch! My hand.

3. Ouch! My arm.

4. That's OK.

B Number.


1.

Oops! I'm sorry.


2.

That's OK.



1.





2.



3.



4.



5.



Lesson 4 Phonics

A Find and circle.

1. W	m	r	w	e	W	w
2. X	x	d	x	l	h	X
3. Y	q	u	Y	p	y	y
4. Z	e	z	z	v	Z	n

B Find and circle.

1. Ww




2. Xx



3. Yy



4. Zz



C Match and say.

1.

w ●



● woman

2.

x ●



● fox

3.

y ●



● yo-yo

4.


z ●



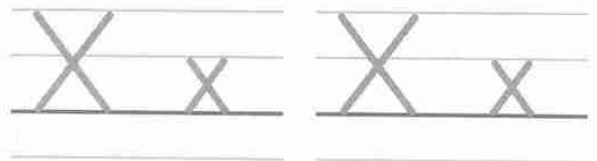
● zebra

D Trace.

1.



2.



3.



4.



Review 4

A Find and number.



1. I can run.

2. I can skip.

3. I can jump.

4. I can walk.

5. I can swim.

6. I can sing.

7. I can dance.

8. I can wink.

B Find and circle.

What can you do?



I can clap my hands.

I can touch my ears.



Alphabet Writing Practice

A A

a a

B B

b b

C C

c c

D D

d d

E E

e e

F F

f f

G G

g g

H H

h h

I I

i i

J J

j j

K K

k k

Alphabet Writing Practice

L L

I I

M M

m m

N N

n n

O O

o o

P P

p p

Q Q

q q

R R

r r

S S

s s

T T

t t

U U

u u

V V

v v

Alphabet Writing Practice

W W

w w

X X

x x


Y Y

y y

Z Z

z z

Everybody UP

Oxford › making  digital sense

- Student Book
- Student Book with Student Audio CD of vocabulary and songs
- Workbook
- Workbook with Online Practice
- Teacher's Book with Test Center and Online Practice
- Class Audio CDs
- Picture Cards
- Oxford iTools
Digital Classroom Resources

Everybody Up is a seven-level course that motivates children by linking the English classroom to the wider world.

- ★ **Children connect** with the **Everybody Up Friends**, who motivate them to speak English.
- ★ **Colorful phonics lessons** in every unit provide an introduction to the English alphabet.
- ★ **Great songs** by award-winning songwriters keep children practicing English – even at home.
- ★ **Fun stories** from real life highlight universal values such as being kind and polite.

www.oup.com/elt/everybodyup

OXFORD
UNIVERSITY PRESS

www.oup.com

130-000

CEF
B1
A2
A1

ISBN 978-0-19-410304-6



9 780194 103046