


1

Everybody

UP

Student Book



Patrick Jackson
Susan Banman Sileci

OXFORD

CD1
02

Everybody Up

theme song

Everybody UP!

Up! Up! Up!

Everybody up, up, up!

Everybody up, up, up!

Everybody up!

Up! Up! Up!

Everybody up, up, up!

Everybody up, up, up!

Everybody up!

Everybody up. Everybody up.

Everybody up. Everybody up.

Everybody up. Everybody up.

Everybody up, up, up!

Everybody

UP

Student Book

1

Patrick Jackson
Susan Banman Sileci



OXFORD
UNIVERSITY PRESS

198 Madison Avenue
New York, NY 10016 USA

Great Clarendon Street, Oxford OX2 6DP UK

Oxford University Press is a department of the University of Oxford.
It furthers the University's objective of excellence in research, scholarship,
and education by publishing worldwide in

Oxford New York

Auckland Cape Town Dar es Salaam Hong Kong Karachi
Kuala Lumpur Madrid Melbourne Mexico City Nairobi
New Delhi Shanghai Taipei Toronto

With offices in

Argentina Austria Brazil Chile Czech Republic France Greece
Guatemala Hungary Italy Japan Poland Portugal Singapore
South Korea Switzerland Thailand Turkey Ukraine Vietnam

OXFORD and OXFORD ENGLISH are registered trademarks of

Oxford University Press in certain countries.

© Oxford University Press 2012

Database right Oxford University Press (maker)

No unauthorized photocopying

All rights reserved. No part of this publication may be reproduced,
stored in a retrieval system, or transmitted, in any form or by any means,
without the prior permission in writing of Oxford University Press, or as
expressly permitted by law, or under terms agreed with the appropriate
copyright clearance organization. Enquiries concerning reproduction
outside the scope of the above should be sent to the ELT Rights Department,
Oxford University Press, at the address above.

You must not circulate this book in any other binding or cover
and you must impose this same condition on any acquirer.

Any websites referred to in this publication are in the public domain and
their addresses are provided by Oxford University Press for information only.
Oxford University Press disclaims any responsibility for the content.

General Manager, American ELT: Laura Pearson
Executive Publishing Manager: Shelagh Speers
Managing Editor: Clare Hambly
Development Editor: Jennifer Wos
Art, Design, and Production Director: Susan Sanguily
Design Manager: Lisa Donovan
Senior Designer: Molly K. Scanlon
Image Manager: Trisha Masterson
Image Editor: Fran Newman
Production Coordinator: Elizabeth Matsumoto
Senior Manufacturing Controller: Eve Wong

ISBN: 978-0-19-410318-3 Student Book

Printed in China

This book is printed on paper from certified and well-managed sources.

10 9 8 7 6 5 4 3 2 1

ACKNOWLEDGMENTS

Oxford University Press would like to thank the thousands of teachers whose
opinions helped to inform this series, and in particular, the following reviewers:

Ayoub Ait Ali, Ministry of Education, Casablanca, Morocco; **Michael P. Bassett**, Osaka International School, Osaka, Japan; **Paul Richard Batt**, Elephant's Memory Learning Institute, Taichung; **Jawida Ben Afia**, Inspector General for Education, Tunis, Tunisia; **Clara Lee Brown**, University of Tennessee, Knoxville, USA; **Dana Buck**, Margaret Institute of Language (MIL), Chiba, Japan; **Roberta Calderbank**, Educational Consultant, Riyadh, Saudi Arabia; **Whoisuk Jackie Che**, Hankuk University of Foreign Studies, Seoul, Korea; **Yuwen Catherine Chen**, Eden Language Institute, Taichung; **Young-ae Chung**, International Graduate School of English, Seoul, Korea; **Cláudia Colla de Amorim**, Escola Móvil, São Paulo, Brazil; **Grace Costa de Oliveira**, Colégio Franciscano Nossa Senhora Aparecida, São Paulo, Brazil; **Simon Downes**, Kozy Bear School, Tokyo, Japan; **Elaine Elia**, Escola Caminho Aberto, São Paulo, Brazil; **Mark Evans**, Wisdom BANK Language School, Kaohsiung; **Sean Gallagher**, Happy English Club, Inc., Nagoya, Japan; **Tania Garcia**, Montessori Santa Terezinha, São Paulo, Brazil; **Patricia Gazzi**, Cristo Rei School, São Paulo, Brazil; **Keith Grehan**, Mosaica Education, Abu Dhabi, United Arab Emirates; **Anna Kyungmi Han**, EB (English Break) Language School, Paju, Korea; **Briony Hewitt**, ILA Vietnam, Ho Chi Minh City, Vietnam; **Kelly Hsu**, Kelly English School, Tainan; **Kyla KCW Huang**, Kang Ning English School, Hsinchu; **Lilian Itzcovitch Leventhal**, Colegio I.L. Peretz, São Paulo, Brazil; **Aaron Jolly**, Hanseo University, Seosan, Korea; **Sean Pan-Seob Kim**, Kangseo Wonderland, Seoul, Korea; **Charlotte Lee**, Jordan's Language School Headquarters, Taipei; **Hsiang-pao Sarah Lin**, Lincoln International Language School, Tainan; **David Martin**, Busy Beavers English Resources, Vancouver, Canada; **Conrad Matsumoto**, Conrad's English House, Odawara, Japan; **Daniel McNeill**, Yokohama YMCA, Yokohama, Japan; **Sung Hee Park**, Yonsei University Graduate School of Education, Anyang, Korea; **Juliana**

Queiroz Pereira, Colégio Marista Arquidiocesano and Colégio I. L. Peretz, São Paulo, Brazil; **Sandra Puccioni Katsuda**, Colégio Montessori Santa Terezinha, São Paulo, Brazil; **Saba'a Qhadi**, University of Qatar, Doha, Qatar; **Karyna Ribeiro**, Colégio Miguel de Cervantes, São Paulo, Brazil; **Charlie Richards**, The Learning Tree English School, Osaka, Japan; **Mark Riley**, Shane English School, Taipei; **John Sanders**, Camelot English Study Centre, Tokyo, Japan; **Kaj Schwerner**, Eureka Learning Institute, Osaka, Japan; **Monika Soens Yang**, Taipei European School, Taipei; **Jiyeon Song**, Seoul, Korea; **Jason Stewart**, Taejeon International Language School, Daejeon, Korea; **David Stucker**, Myojo Elementary School, Beppu, Japan; **Andrew Townshend**, Natural English School, Tokyo, Japan; **Thanaphong Udomsab**, Petchaburi Rajabhat University, Petchaburi, Thailand; **Aliéte Mara Ventura**, Escola Carandá, São Paulo, Brazil; **Ariel Yao**, Ren Da English School, Taipei.

Cover Design: Molly K. Scanlon

Illustrations by: Charlene Chua: 2, 4, 6, 8, 9 (top), 12, 14 (bottom), 16, 17 (top), 22, 24 (bottom), 26, 27 (top), 30, 31 (top), 32 (bottom), 34, 35 (top), 40, 42 (bottom), 44, 45 (top), 48, 50, 52, 53 (top), 58 (bottom), 60 (bottom), 62, 63 (top), 66 (bottom), 68 (bottom), 70, 71 (top). Andy Elkerton: 9 (border, bottom), 24 (top), 25, 42 (top), 43, 51, 58 (top), 59, 60 (top), 61, 71 (border, bottom); Ken Gamage: 7, 13, 15, 28, 29, 32 (top), 33 (border, spot art), 66 (top), 67 (mid., bottom); Anna Godwin: 41, 46, 47, 55; Jannie Ho: 5, 23, 35 (border, bottom), 38, 39, 49, 64 (bottom), 65, 74, 75; Nathan Jarvis: 3, 14 (top), 17 (border, bottom), 20, 21, 27 (border, bottom), 33 (boy), 45 (border, bottom), 53 (border, bottom), 56, 57, 63 (border, bottom), 64 (top), 67 (top), 68 (top), 69; John Kurtz: (kid style art) 5, 7, 13, 25, 31, 36, 49, 73; Schuster: 72.

Commissioned photography by: Richard Hutchings/Digital Light Source, Cover photos and all photos of kids in lower right hand corner of pages: 2, 5, 7, 9, 11, 13, 15, 17, 19, 23, 25, 27, 29, 31, 33, 35, 37, 41, 43, 45, 47, 49, 51, 53, 55, 59, 61, 63, 65, 67, 69, 71, and 73. Haddon Davies, 30 (mother); 30 (brother); Dennis Kitchen Studio, Inc., 4 (pencil); 5 (pencil); 5 (backpack); Mark Mason, 6 (notebook); 19 (banana); and Michael Steinhofner, 46–47 (forest background).

The publishers would like to thank the following for their kind permission to reproduce photographs: Galushko Sergey/Shutterstock, 4 (pen); Podfoto/Shutterstock, 4 (backpack); magicoven/Shutterstock, 4 (eraser); Stockbyte, 4 (ruler); Rafael Fernandez Torres/Shutterstock, 4 (pencil case); Galushko Sergey/Shutterstock, 5 (pen); Peter Guess/Shutterstock, 5 (ruler); Paul Matthew Photography/Shutterstock, 5 (eraser); Andy Crawford, 5 (pencil case); cloki/Shutterstock, 6 (textbook); Corbis, 6 (desk); Zedcor Wholly Owned, 6 (chair); Stockbyte, 11 (ruler); Fanfo/Shutterstock, 11 (pizza); C Squared Studios, 11 (book); Photodisc, 11 (bread); ©2008 Jupiter Images, 11 (notebook); Yuri Shirokov/Shutterstock, 12 (paint); Stephen Aaron Rees/Shutterstock, 12 (color paper); UltraOrto, S.A./Shutterstock, 12 (chalk); Denis and Yulia Pogostins/Shutterstock, 12 (yarn); Photodisc, 12 (glue); Sean Nel/Shutterstock, 12 (tape); J.D.S./Shutterstock, 18–19 (background splashes); SunLu4ik/Shutterstock, 18 (watercolor paints); Edyta Pawlowska/Shutterstock, 18 (paint palette/brush); Yuri Shirokov/Shutterstock, 18 (paint); Photodisc, 19 (grass); Aaron Amat/Shutterstock, com, 19 (jelly); ultimathule/Shutterstock, 19 (fabric); mitzy/Shutterstock, 19 (orange rind); Photodisc, 19 (blueberries); cardiae/Shutterstock, 19 (cotton ball); steamroller_blues/Shutterstock, 19 (fur); Eky Chan/Shutterstock, 19 (leaf); Digital Vision, 19 (elephant skin); Photodisc, 19 (flower petals); Shane White/Shutterstock, 28 (abacus); Stockbyte, 30 (father); Nathan Blaney, 30 (sister); Photodisc, 30 (grandmother); Photodisc, 30 (grandfather); Moodboard, 31 (father and mother); Comstock Images, 31 (sister); Photodisc, 31 (grandmother and grandfather); Digital Vision, 31 (brother); Photodisc, 36 (rice bowl); luchschen/Shutterstock, 36 (pizza); D. Hurst, 36 (cake); Ingram, 36 (bread); Unarmed/Shutterstock, 41 (flower); Digital Vision, 41 (tree); Laura Ciapponi, 41 (lake); Photodisc, 4 (river); DEA/M. SANTINI/De Agostini/Getty Images, 41 (rock); Vincenzo Lombardo, 41 (hill); Sabine Scheckel, 46–47 (twig frame); Ingram, 46 (turtle); Cynthia Kidwell/Shutterstock, 46 (frog); Dawid Zagorski/Shutterstock, 46 (spider); Evgeniy Ayupov/Shutterstock, 46 (ant); maxstockphoto/Shutterstock, 46 (leaf); Photodisc, 48 (monkey); Photodisc, 48 (elephant); Photodisc, 48 (tiger); John E Marriott, 48 (bear); Photodisc, 48 (kangaroo); Ingram, 48 (penguin); Photodisc, 50 (snake); Ingram, 50 (giraffe); Photodisc, 50 (lion); Ingram, 50 (zebra); Corbis/Digital Stock, 54 (zebras); Corel, 54 (kangaroo hopping); Photodisc, 5 (bears swimming); Photodisc, 54 (elephants walking); Photodisc, 54 (zebras); Photodisc, 54 (penguins); Corbis, 54 (bears); Corel, 54 (kangaroos); ©PhotoSpin, Inc./Alamy, 54 (snake); Kitch Bain/Shutterstock, 54 (elephants section B.); Reed/Shutterstock, 55 (binoculars); ©Lawrence Manning/Corbis, 64 (toothpaste); Ingram, 64 (toothbrush); shcherbina galyna/Shutterstock, 64 (soap background); rchana bharti/Shutterstock, 72 (train); Vibrant Image Studio/Shutterstock, 72 (school bus); Ken Davies/Masterfile, 72 (truck); JEO/Shutterstock, 72 (tugboat).

Music by:

Julie Gold: 3, 15, 17, 51, 53
Red Grammer: 9, 33, 43, 45
Troy McDonald and Devon Thagard: 25, 27, 61, 63
Ilene Weiss: 7, 35, 69, 71

For darling Ami. Thank you for all the help with Daddy's homework.

For my incredible family—Riccardo, Audrey, and Natalie.

—S.B.S.

—P.J.

Table of Contents

Welcome	2
Unit 1 First Day	4
Unit 2 Art Class	12
Review 1	20
Phonics 1	21
Unit 3 Birthday Party	22
Unit 4 Home	30
Review 2	38
Phonics 2	39
Unit 5 The Park	40
Unit 6 The Zoo	48
Review 3	56
Phonics 3	57
Unit 7 Science Day	58
Unit 8 The Toy Store	66
Review 4	74
Phonics 4	75
Syllabus	76
Word List	78



Welcome

A Listen, point, and say.

1.

Hi. I'm Danny.



Danny

2.

Hello. My name is Emma.



Emma

3.

Hello. I'm Julie.



Julie

4.

Hi. My name is Mike.



Mike

B Listen, ask, and answer. Then practice.

What's your name?

I'm
My name is | **Danny.**

What's = What is
I'm = I am

Hi. What's your name?



C Sing.  05

The Alphabet

Aa Bb Cc Dd Ee Ff Gg Hh
Ii Jj Kk Ll Mm Nn Oo Pp Qq
Rr Ss Tt Uu Vv Ww Xx Yy Zz

D Listen, point, and say.  06

1.



Listen.

2.



Point.

3.




Count.

4.



Talk.

5.



Ask.

6.









Answer.

1 First Day

Lesson 1 School Supplies

A Listen, point, and say. 

 pen	 pencil	 eraser	 ruler	 pencil case	 backpack
--	---	---	--	--	---

B Listen and find. 



C Listen and say. Then practice. CD 09

It's a pen.
an eraser.


It's = It is



D Listen, ask, and answer. Then practice. CD 10

What is it?
It's a pen.


It's = It is



E Look at **B**. Point, ask, and answer. CD 10

What is it?

It's a ruler.



Lesson 2 School Supplies

A Listen, point, and say.



1



book

2



notebook

3



desk

4



chair

B Listen and say. Then practice.



It's a **book**. It isn't a **notebook**.

It's = It is
isn't = is not



C Sing. 

It's a Book

What is it? What is it?

It's a  . It isn't a  .

What is it? What is it?


It's a  . It isn't a  .

It's a  . It isn't a  .

It's a  . It isn't a  .

D Listen and number. 



E Look around your classroom.
Point and say. 

It's a desk.

It isn't a chair.

It's a chair.






A Talk about the pictures. Then listen and read.

CD 1
15



I'm Great!



Be friendly.

B Listen and number. 



C Sing. 

Hi! How are You?

Hi! How are you?

I'm fine. Thank you.

How are you?

I'm fine. Thank you!

How are you?

I'm fine! How are you?

I'm OK! How are you?

I'm fine. I'm great!



D Listen and say. Then act.  

How are you?

I'm fine.
Thank you.




I'm great.
How are you?





A Listen, point, and say. 





circle

square

triangle

rectangle

B Listen, ask, and answer. Then practice.  


Is it a **circle**?

Yes, it is.

No, it isn't.

isn't = is not


1.



2.








3.



4.



C Match.



D Look at C. Ask and answer.

Is it a triangle?


Yes, it is.

Look! It's a rectangle.

E Look around your classroom. Find shapes.

Look! It's a square.







Look! It's a circle.



2 Art Class

Lesson 1 Art Supplies

A Listen, point, and say. 


 1 paint	 2 paper	 3 chalk	 4 yarn	 5 glue	 6 tape
---	---	---	---	--	--

B Listen and find. 



C Listen and say. Then practice. 

This is **paint**.



D Listen, ask, and answer. Then practice. 



What's this?
This is **paint**.

What's = What is



E Look at **B**. Point, ask, and answer. 

What's this?






This is yarn.

What's this?



Lesson 2 Colors

A Listen, point, and say. 

				
1	2	3	4	5
red	yellow	blue	white	black

B Listen, ask, and answer. Then practice.  

What color is it?
It's red.

It's = It is



C Sing. 

Colors!

Red. Yellow. Blue. White. Black.

What color is it?



It's . It's . It's .



What color is it?



It's . It's , , .






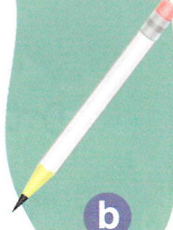
D Listen and circle. 

1.  
a b


2.  
a b

3.  
a b

4.  
a b

5.  
a b

My pencil is red.

E Look around your classroom. 
Point, ask, and answer.

What's this?

It's a backpack. It's blue.




A Talk about the pictures. Then listen and read.

CD 1 29



The Blue Paint



Be nice.

B Listen and number. CD 1
30



C Sing. CD 1
31

Let's Share

This is my paint. This is my paint.

Hey! It's my paint, too!

OK. Let's share. Let's share. Let's share.

OK. Let's share. Let's share. OK. Cool.



D Listen and say. Then act. CD 1
32



Let's share.

OK.



It's red!





A Listen, point, and say.



1	2	3	4	5	6
green	purple	orange	pink	gray	brown

B Listen and say. Then practice.




Blue and yellow make green.





What color is it? Ask and answer.



Look around your classroom. Find and say the colors.



Look! It's red.

Look! It's purple.

My backpack is green. Blue and yellow make green.

red	✓
orange	
yellow	
green	
blue	
brown	

purple	
pink	
white	
black	
gray	



Review 1



A I can say these words.

- 1.
- 2.
- 3.
- 4.
- 5.
- 6.
- 7.
- 8.
- 9.
- 10.
- 11.
- 12.

B I can talk about these topics.

1. school supplies
2. shapes
3. art supplies
4. colors

C I can talk with you.

1. How are you?
2.
OK.

Phonics


Bonus

A Listen, point, and say. 



bag

b



bug



pop

p



pit



tag

t

top



dad

d



dig



mat


m

mud



nap

n



nod

B Look at **A**. Point and say with a partner. 

C Listen and circle. 

1.



d

t

2.



m

n

3.



b

p

4.



n

m

5.



p

b

6.
















t

d

3 Birthday Party

Lesson 1 Numbers

A Listen, point, and say. 

 one	 two	 three	 four	 five	 six
 seven	 eight	 nine	 ten	 eleven	 twelve

B Listen and find. 



C Listen and say. Then practice. CD 39

I'm **seven**.

I'm = I am



D Listen, ask, and answer. Then practice. CD 40

How old are you?

I'm **eight**.

I'm = I am




E Look at **B**. Say the numbers. CD 40

4, 8, 1...

6, 5, 7...




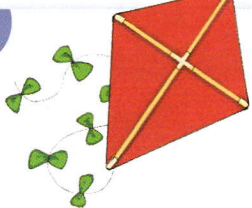




I'm eight.
How old are you?



Lesson 2 Toys

A Listen, point, and say.



<p>1</p>  <p>doll</p>	<p>2</p>  <p>ball</p>	<p>3</p>  <p>car</p>	<p>4</p>  <p>kite</p>
 <p>dolls</p>	 <p>balls</p>	 <p>cars</p>	 <p>kites</p>

B Listen, ask, and answer. Then practice.



How many dolls?

One doll.
Two dolls.


C Sing.  43

How Many Dolls?



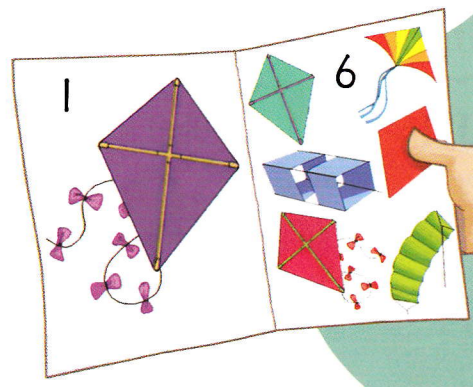
How many dolls?
One doll.
How many dolls?
Two dolls.

One for you,
And one for me.
How many dolls?
Two dolls.




D Make a number book. Show and tell. 

One kite. Six kites.




Look!
How many balls?

E Look at your number books. Ask and answer. 

How many kites?

Six kites.





A Talk about the pictures. Then listen and read.

CD 44




My Turn!



Be fair.

B Listen and number. 



C Sing. 

Let's Play Together

It's your turn.
Let's play together.
It's my turn.
Let's play together.

It's your turn.
Thank you.
It's my turn.
Good job!

D Listen and say. Then act.  

It's your turn. Thank you.

1

2

3

It's my birthday!



A Listen, point, and say. CD 48



game



marble



puzzle



card

B Listen and say. Then practice. CD 49

I have

one game.
two games.

games marbles
puzzles cards

1




2




3



4



C Play the game. Count and say. 

I have two kites.

I have six cards.




I have four puzzles.

D What about you? 

I have seven cards.

I have twelve marbles.



4 Home

Lesson 1 Family

A Listen, point, and say.

CD 1
50

1	2	3	4	5	6
					
mother	father	brother	sister	grandmother	grandfather

B Listen and find.

CD 1
51




C Listen and say. Then practice.

CD 1 52



This is my **mother**.



D Listen, ask, and answer. Then practice.

CD 1 53



Who's this?

This is my **mother**.

Who's = Who is



E Look at **B**. Point, ask, and answer.



Who's this?





This is my **brother**.

This is my **sister**.



A Listen, point, and say.



<p>1</p>  <p>juice</p>	<p>2</p>  <p>chicken</p>	<p>3</p>  <p>fish</p>	<p>4</p>  <p>ice cream</p>
---	---	---	---

B Listen and say. Then practice.





I	<table border="1"> <tr> <td>like</td> </tr> <tr> <td>don't like</td> </tr> </table>	like	don't like	juice.	don't = do not
like					
don't like					

C Sing.  56

I Like Chicken!

I like . I like . I like .

What's this? This is .

Uh, oh! Uh, oh! I don't like .

, , , . I like .

What's this? This is . This is .

Uh, oh! Uh, oh! Uh, oh!



D What about you? Draw  **or** .

	I like	I don't like
1. ice cream 		
2. juice 		
3. fish 		
4. chicken 		

I like chicken.
What about you?



E Look at D. Talk with your partner. 

I like ice cream.


I don't like chicken.

A Talk about the pictures. Then listen and read.

CD 1 57



Cookies



Be kind.

B Listen and number. 



C Sing. 

Here you are.

A cookie? For me?

Yes, for you. A cookie!

Here you are.

Thank you! Thank you! Thank you!

You're welcome.

Thank You!

D Listen and say. Then act. 

Here you are.

Thank you.

You're welcome.

2

3

I like cookies, too!







A Listen, point, and say. 



pizza



rice



cake



bread


B Listen, ask, and answer. Then practice.  

What's this?


This is **pizza**. I like **pizza**.

What's = What is


1.



2.



3.



4.



C Draw food pictures.

I like

I don't like



D Look at your food pictures.
Ask and answer. 

What's this?

This is cake.
I like cake.

I like ice cream.
I don't like fish.




Review 2



A I can say these words.

-
-
-
-
-
-
-
-
-
-
-
-

B I can talk about these topics.




numbers



toys



family



food

C I can talk with you.



Phonics

Bonus

A Listen, point, and say.

CD 63



bat

a

map



bed

e

net



pin

i

bib



mop

o

pot



tub

u

nut



B Look at **A**. Point and say with a partner.



C Listen and circle.

CD 64


1.



a

e


2.



o

u

3.



e

i

4.



i

u

5.



a


i

5 The Park

Lesson 1 Nature

A Listen, point, and say.

CD2
02



B Listen and find.

CD2
03

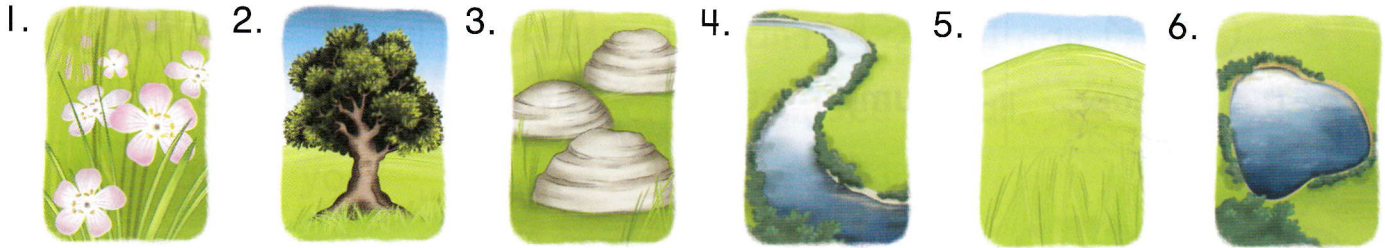


C Listen and say. Then practice.

CD2
04

I can see | a flower.
flowers.

flowers trees
rocks rivers
hills lakes



D Listen, ask, and answer. Then practice.

CD2
05



What can you see? I can see | a flower.
flowers.



E Look at **B**. Point, ask, and answer.



What can you see?

I can see trees.

I can see trees.



Lesson 2 Playtime

A Listen, point, and say.

CD2
06

1



play soccer

2



jump rope

3



fly a kite

4



ride a bike

B Listen and say. Then practice.

CD2
07

I can play soccer.

can't

can't = can not





C Sing.  08

I Can!

I can! I can't! I can! I can't! I can't! I can! I can't! I can!

I can . I can't .

I can't . I can .





I can . I can't .

I can't . I can .

I can see a ball,  and . I can't see a ball,  and .

What about you? I can see you!

D What about you?

		I can	I can't
1. play soccer			
2. ride a bike			
3. jump rope			
4. fly a kite			

I can jump rope!

E Look at D. Talk with your partner. 

I can play soccer.

I can't fly a kite.




A Talk about the pictures. Then listen and read.

CD 2
09



My Kite!



Be helpful.

B Listen and number. 



C Sing. 

Help Me!

Help me! Help me! Help me, Dad.

I can't ride a bike.

Help me! Help me! Help me, Dad.

I can help you, Mike!

I can help you
ride a bike.

Thank you, Dad.

You're welcome, Mike.

Help me! Help me!


I can help you.

Thank you, Dad.



You're welcome, Mike.



D Listen and say. Then act. 



A Listen, point, and say. 



B Listen, ask, and answer. Then practice. 

Can you see | a **turtle**? Yes, I can.
an **ant**? No, I can't.

can't = can not



C

What can you see? Circle and count.

How many?



4



D

Look at C. Ask and answer.



Can you see a tree?

What can you see?

I can see three spiders.



6 The Zoo

Lesson 1 Animals


A Listen, point, and say. 

1



monkey

2



elephant

3



tiger

4



bear

5



kangaroo

6



penguin

B Listen and find. 



C Listen and say. Then practice.

CD2 17

The **monkey** is **in** the **tree**.



- 1.
- 2.
- 3.
- 4.
- 5.
- 6.

D Listen, ask, and answer. Then practice.

CD2 18



Where is the **monkey**?
It's **on** the **rock**.

It's = It is




E Look at **B**. Point, ask, and answer.



Where is the penguin?

It's in the lake.

The elephant is on the rock.



A Listen, point, and say.


CD 2
19

1



snake

2



giraffe

3



lion

4



zebra

B Listen, ask, and answer. Then practice.


CD 2
20



Where are the **snakes**?
They're **on** the **rock**.

They're = They are

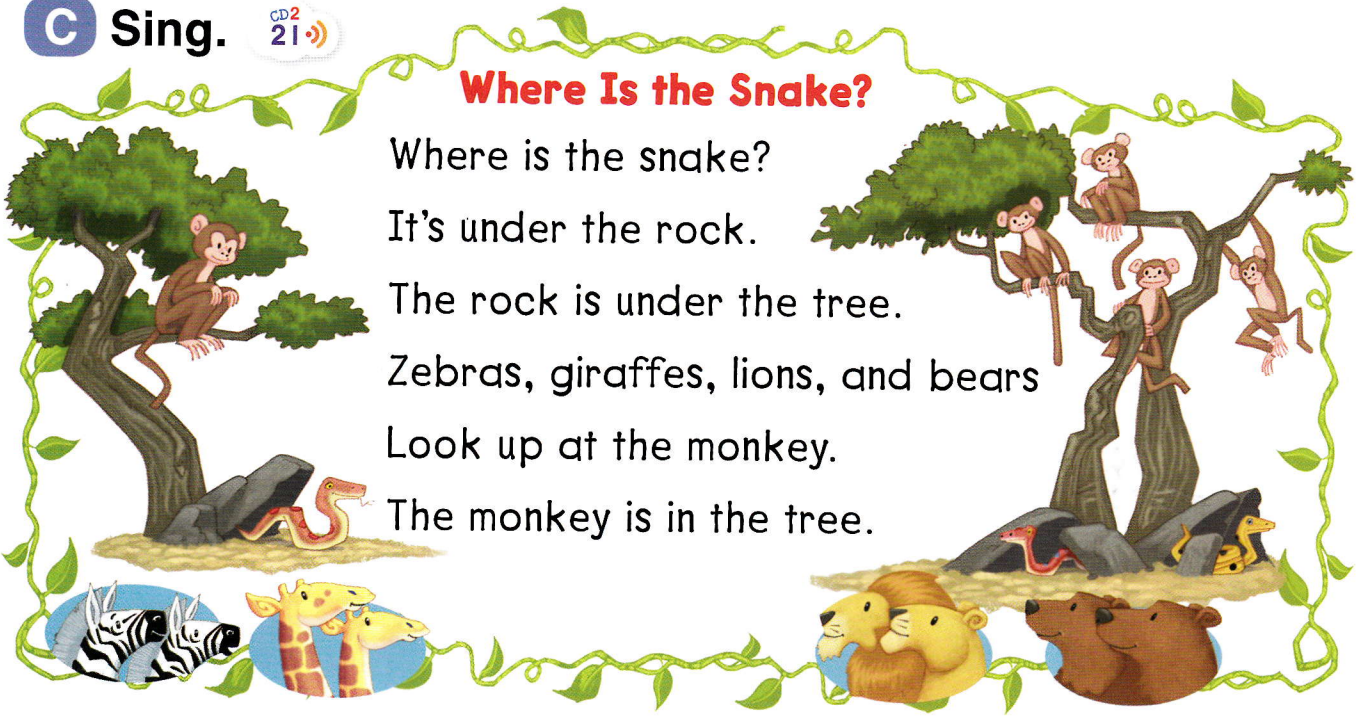
- snakes
- giraffes
- lions
- zebras




C Sing.  21

Where Is the Snake?

Where is the snake?
It's under the rock.
The rock is under the tree.
Zebras, giraffes, lions, and bears
Look up at the monkey.
The monkey is in the tree.



D Make a zoo book. Show and tell. 



E Look at your zoo books. Ask and answer. 

Where is the elephant?

It's under the tree.

Where are the monkeys?







A Talk about the pictures. Then listen and read.

CD2
22




Where's Danny?



Be safe.

B Listen and number. CD2
23



C Sing. CD2
24

Hurry!

<p>Hurry, hurry, hurry, hurry! Oh, no! I'm sorry. Hurry, hurry, hurry! I'm sorry. That's OK.</p>	<p>Oops! Uh, oh! Yikes! Oh, no! I'm sorry. That's OK.</p>
--	---


D Listen and say. Then act. CD2
25



I like bears!



A Listen, point, and say. CD2 26




run



hop



swim




walk

B Listen, ask, and answer. Then practice. CD2 27

Can **zebras** run? Yes, they can.
 Can **penguins** run? No, they can't.

can't = can not




zebras

- run ✓
- hop ✗
- swim ✓
- walk ✓



elephants

- run ✓
- hop ✗
- swim ✓
- walk ✓



penguins

- run ✗
- hop ✓
- swim ✓
- walk ✓



bears

- run ✓
- hop ✗
- swim ✓
- walk ✓



kangaroos

- run ✗
- hop ✓
- swim ✓
- walk ✗



snakes

- run ✗
- hop ✗
- swim ✓
- walk ✗



C

Listen and circle.

CD2
28

1.



walk run
swim hop

2.



walk run
swim hop

3.




walk run
swim hop

4.



walk run
swim hop

5.



walk run
swim hop

6.



walk run
swim hop

D

Look at **C**.
Ask and answer.



I can hop!



Can penguins run?

No, they can't.

Review 3



A I can say these words.



B I can talk about these topics.




nature



playtime




animals



abilities

C I can talk with you.



Sure.



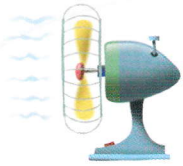
I'm sorry.

Phonics

Bonus

A Listen, point, and say.

CD 2
29



fan

f

fox



van

v

vet



six

s

sun



zap

z


zip



red

r

rug



log

l

lip



B Look at **A**. Point and say with a partner.



C Listen and circle.

CD 2
30

1.



r l

2.



f v

3.



s z

4.



l r

5.



v f

6.



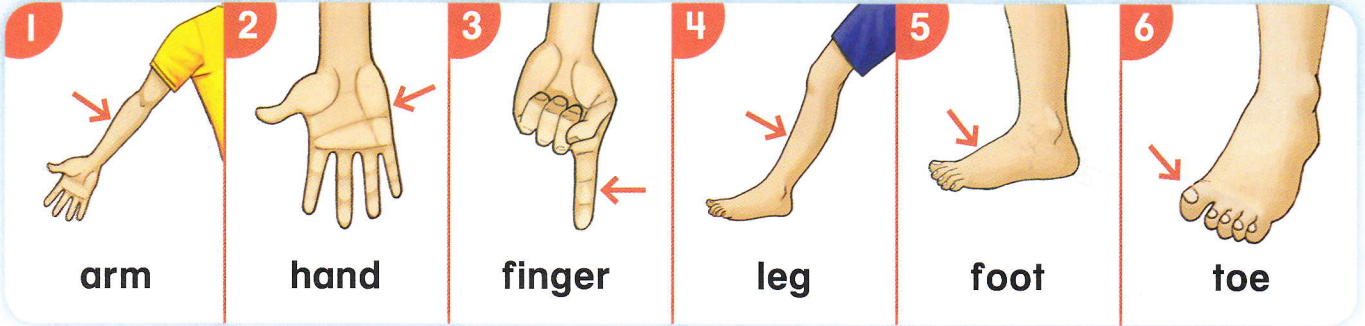
z s

7 Science Day

Lesson 1 My Body

A Listen, point, and say.

CD2
31



B Listen and find.


CD2
32



C Listen, ask, and answer.

Then practice.

CD2
33



What's this?

This is my **arm**.

What's = What is

D Listen, ask, and answer.

Then practice.

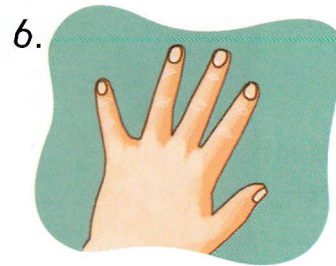
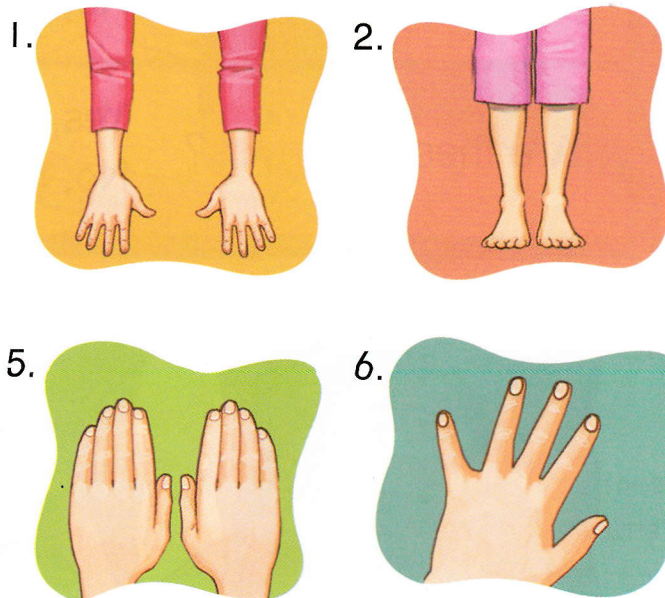
CD2
34



What are these?

These are my **arms**.

arms hands fingers
legs feet toes



E Look at **B**. Point, ask, and answer.



What are these?

These are my legs.

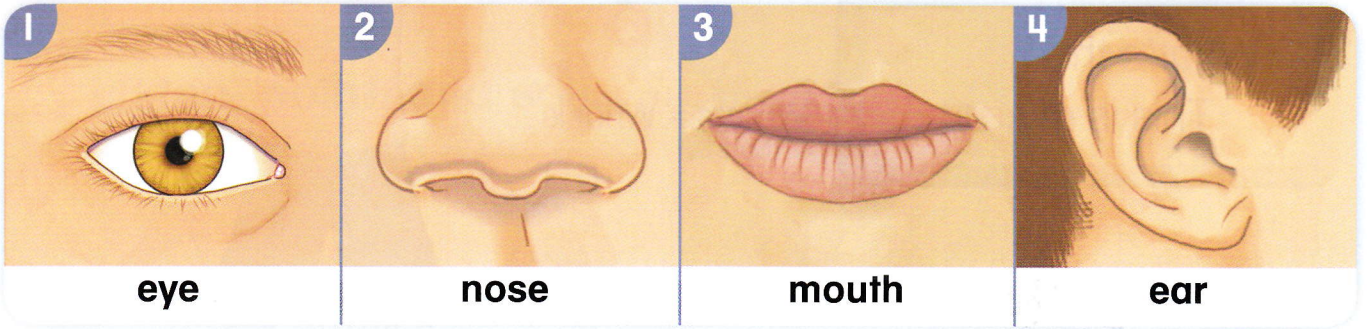
These are my hands.



Lesson 2 My Face

A Listen, point, and say.

CD2
35



B Listen, ask, and answer. Then practice.

CD2
36



Is this my **eye**?

Yes, it is.
No, it isn't.


isn't = is not
aren't = are not

Are these my **eyes**?

Yes, they are.
No, they aren't.

eyes ears

1.




2.



3.



4.



5.



6.




C Sing.  37

This Is Me

This is my  . This is my  .	This is my  . This is my  .
These are my   .	These are my   .
This is my  . This is my  .	This is my  . This is my  .
These are my   .	These are my   .
Clap. Clap. Stomp. Stomp.	Look. Look. Listen. Listen.

D Trace your partner. 



Are these my ears?



E Look at your drawing. Ask and answer. 

Are these my legs?





Yes, they are.

A Talk about the pictures. Then listen and read.

CD2
38




I Can't See!



Be polite.

B Listen and number. CD2 39



C Sing. CD2 40



Excuse Me

Excuse me. Excuse me.
 I can't see.
 Excuse me. Excuse me.
 I can't see.
 Tap, tap, tap. Excuse me!
 Tap, tap, tap. Excuse me!



D Listen and say. Then act. CD2 41

Look! I can jump.



Lesson 4 Healthy Habits



A Listen, point, and say.

CD2
42

1 	2 	3 	4 
wash my face	wash my hands	brush my hair	brush my teeth

B Listen and say. Then practice.

CD2
43


I can wash my face.



C Look and write.

eye mouth
ear foot
arm toe
leg finger
hand nose

eye




D Talk with your classmates.



I have two eyes.

I have ten fingers.

I can wash my hands.



8 The Toy Store

Lesson 1 Adjectives

A Listen, point, and say.

CD2
44

1



old

2



new

3



big

4



small

5



long

6



short

B Listen and find.

CD2
45




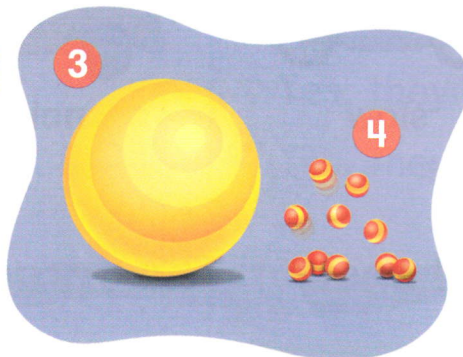

C Listen and say. Then practice.

CD2
46



That's an **old bike**.
Those are **new bikes**.

That's = That is



D Listen, ask, and answer. Then practice.


CD2
47



What's that?
That's an **old doll**.

What are those?
Those are **new bikes**.

What's = What is
That's = That is



E Look at **B**. Point, ask, and answer.



This is my new ball!

What's that?

That's an old bear.



Lesson 2 Adjectives

A Listen, point, and say.

CD2
48

1  fast	2  slow	3  noisy	4  quiet
--	--	--	---

B Listen, ask, and answer. Then practice.

CD2
49




Is that a **fast** car?

Yes, it is.
No, it isn't.

isn't = is not
aren't = are not

Are those **fast** cars?

Yes, they are.
No, they aren't.



C Sing. 



Is that a fast car?

Yes, it is. Yes, it is. Yes, it is.

Is that a fast car?

Yes, it is.

That is a fast car.

Are those slow cars?

No, they aren't.


Are those fast cars?

Yes, they are!

Yes, they are!



D Make a car book. Show and tell. 



That's a fast car.

I'm fast!

E Look at your car books. Ask and answer. 

Is that a fast car?

Yes, it is.




A Talk about the pictures. Then listen and read.

CD 2
51



Please Be Quiet


Julie.



Julie!



Julie, please
be quiet.



OK.
I'm sorry.

Thanks, Julie.



Julie?

Be nice.

B Listen and number. CD2
52



C Sing. CD2
53

Please Be Quiet

Please be quiet! Please be quiet! Please be quiet!
Please be quiet! Please be quiet! Please be quiet!

Please be quiet!



Please be quiet.
OK. I'm sorry.
Thanks.

D Listen and say. Then act. CD2
54

Please be quiet. OK. I'm sorry.

1

Thanks.



Lesson 4 Transportation



A Listen, point, and say. CD2 55



bus



truck



train



boat


B Listen, ask, and answer. Then practice. CD2 56


What's this? It's an **old bus**.
 What's that?







What are these? They're **new buses**.
 What are those?

What's = What is
 It's = It is
 They're = They are

buses trucks
 trains boats



C Listen. Fill in the chart. 


		this	that	these	those
1. bus				✓	
2. train					
3. boat					
4. truck					
5. car					
6. bike					

D Look at **B**.
Talk with your partner. 

What's this?

It's a fast boat.


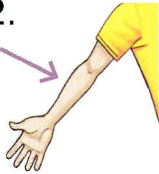





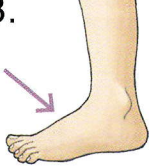

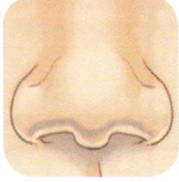


My bike is fast!









Review 4




A I can say these words.

1. 
2. 
3. 
4. 
5. 
6. 
7. 
8. 
9. 
10. 
11. 
12. 

B I can talk about these topics.

1.  my body
2.  my face
3.  healthy habits
4.  adjectives
5.  adjectives
6.  transportation

C I can talk with you.



Phonics

Bonus

A Listen, point, and say.  58




 rake vase






 beet peek




 dive lime





 rose bone






 mule cube


B Look at **A**. Point and say with a partner. 


C Listen and circle.  59

1. 
o u

2. 
a i

3. 
u o

4. 
i e

5. 
i a

Syllabus

Welcome


Hi.
Hello.

What's your name?
I'm Danny.
My name is Danny.

Classroom Verbs:

listen	point
count	talk
ask	answer

Unit 1 First Day

Lesson 1	Lesson 2	Lesson 3	Lesson 4
<p>School Supplies: pen, pencil, eraser, ruler, pencil case, backpack</p> <p>It's a pen. It's an eraser. What is it? It's a pen.</p>	<p>School Supplies: book, notebook, desk, chair</p> <p>It's a book. It isn't a notebook.</p>	<p>Story: I'm Great!</p> <p>Conversation: How are you? I'm fine. Thank you.</p> <p>Be friendly.</p>	<p>Shapes: circle, square, triangle, rectangle</p> <p>Is it a circle? Yes, it is. No, it isn't.</p> 

Unit 2 Art Class

Lesson 1	Lesson 2	Lesson 3	Lesson 4
<p>Art Supplies: paint, paper, chalk, yarn, glue, tape</p> <p>This is paint. What's this? This is paint.</p>	<p>Colors: red, yellow, blue, white, black</p> <p>What color is it? It's red.</p>	<p>Story: The Blue Paint</p> <p>Conversation: Let's share. OK.</p> <p>Be nice.</p>	<p>Colors: green, purple, orange, pink, gray, brown</p> <p>Blue and yellow make green.</p> 

Review 1 Units 1 and 2

Phonics

bag, bug, pop, pit, tag, top, dad, dig, mat, mud, nap, nod

Unit 3 Birthday Party

Lesson 1	Lesson 2	Lesson 3	Lesson 4
<p>Numbers: one, two, three, four, five, six, seven, eight, nine, ten, eleven, twelve</p> <p>I'm seven. How old are you? I'm eight.</p>	<p>Toys: doll, dolls, ball, balls, car, cars, kite, kites</p> <p>How many dolls? One doll. Two dolls.</p>	<p>Story: My Turn!</p> <p>Conversation: It's your turn. Thank you.</p> <p>Be fair.</p>	<p>Toys: game, marble, puzzle, card</p> <p>I have one game. I have two games.</p> 

Unit 4 Home


Lesson 1	Lesson 2	Lesson 3	Lesson 4
<p>Family: mother, father, brother, sister, grandmother, grandfather</p> <p>This is my mother. Who's this? This is my mother.</p>	<p>Food: juice, chicken, fish, ice cream</p> <p>I like juice. I don't like juice.</p>	<p>Story: Cookies</p> <p>Conversation: Here you are. Thank you. You're welcome.</p> <p>Be kind.</p>	<p>Food: pizza, rice, cake, bread</p> <p>What's this? This is pizza. I like pizza.</p> 

Review 2 Units 3 and 4


Phonics

bat, map, bed, net, pin, bib, mop, pot, tub, nut

Unit 5 The Park

Lesson 1	Lesson 2	Lesson 3	Lesson 4
<p>Nature: flower, tree, rock, river, hill, lake</p> <p>I can see a flower. I can see flowers. What can you see? I can see a flower. I can see flowers.</p>	<p>Playtime: play soccer, jump rope, fly a kite, ride a bike</p> <p>I can play soccer. I can't play soccer.</p>	<p>Story: My Kite!</p> <p>Conversation: Please help me. Sure.</p> <p>Be helpful.</p>	<p>Animals: turtle, frog, spider, ant</p> <p>Can you see a turtle? Can you see an ant? Yes, I can. No, I can't.</p> 

Unit 6 The Zoo


Lesson 1	Lesson 2	Lesson 3	Lesson 4
<p>Animals: monkey, elephant, tiger, bear, kangaroo, penguin</p> <p>The monkey is in the tree. Where is the monkey? It's on the rock.</p>	<p>Animals: snake, giraffe, lion, zebra</p> <p>Where are the snakes? They're on the rock.</p>	<p>Story: Where's Danny?</p> <p>Conversation I'm sorry. That's OK.</p> <p>Be safe.</p>	<p>Abilities: run, hop, swim, walk</p> <p>Can zebras run? Yes, they can. No, they can't.</p> 

Review 3 Units 5 and 6


Phonics

fan, fox, van, vet, six, sun, zap, zip, red, rug, log, lip

Unit 7 Science Day

Lesson 1	Lesson 2	Lesson 3	Lesson 4
<p>My Body: arm, hand, finger, leg, foot, toe</p> <p>What's this? This is my arm. What are these? These are my arms.</p>	<p>My Face: eye, nose, mouth, ear</p> <p>Is this my eye? Yes, it is. No, it isn't. Are these my eyes? Yes, they are. No, they aren't.</p>	<p>Story: I Can't See!</p> <p>Conversation: Excuse me. Sure. Thank you.</p> <p>Be polite.</p>	<p>Healthy Habits:</p> <p>wash my face, wash my hands, brush my hair, brush my teeth</p> <p>I can wash my face.</p> 

Unit 8 The Toy Store

Lesson 1	Lesson 2	Lesson 3	Lesson 4
<p>Adjectives: old, new, big, small, long, short</p> <p>That's an old bike. Those are new bikes. What's that? That's an old doll. What are those? Those are new bikes.</p>	<p>Adjectives: fast, slow, noisy, quiet</p> <p>Is that a fast car? Yes, it is. No, it isn't. Are those fast cars? Yes, they are. No, they aren't.</p>	<p>Story: Please Be Quiet</p> <p>Conversation: Please be quiet. OK. I'm sorry. Thanks.</p> <p>Be nice.</p>	<p>Transportation: bus, truck, train, boat</p> <p>What's this? What's that? It's an old bus. What are these? What are those? They're new buses.</p> 

Review 4 Units 7 and 8

Phonics


rake, vase, beet, peek, dive, lime, rose, bone, mule, cube

Word List

A	chalk 12	go 29	M	pop 21	those 67
a 5	chicken 32	good 8	make 18	pot 39	three 22
abilities 54	circle 10	good job 26	many 24	purple 18	tiger 48
about 33	clap 61	grandfather 30	map 39	puzzle 28	tigers 52
adjectives 66	color 14	grandmother 30	marble 28	puzzles 28	toe 58
ahead 29	colors 14	gray 18	marbles 28		toes 59
alphabet 3	cookies 34	great 8	mat 21	Q	together 27
am 2	cool 16	green 18	me 34	quiet 68	too 16
an 5	count 3		Mike 2	R	top 21
and 18	cube 75	H	monkey 48	rake 75	toys 24
animals 46		hand 58	monkeys 51	rectangle 10	train 72
answer 3	D	hands 59	mop 39	red 14	trains 72
ant 46	dad 21	happy 22	mother 30	rice 36	transportation 72
are 8	Danny 2	have 28	mouth 60	ride a bike 42	tree 40
aren't 60	desk 6	healthy habits 64	mud 21	river 40	trees 41
arm 58	dig 21	hello 2	mule 75	rivers 41	triangle 10
arms 59	dive 75	help 44	my 2	rock 40	truck 72
art supplies 12	doll 24	here 34	my body 58	rocks 41	trucks 72
ask 3	dolls 24	hey 16	my face 60	rose 75	tub 39
at 51	do 32	hi 2		rug 57	turn 26
	don't 32	hill 40	N	ruler 4	turtle 46
		hills 41	name 2	run 54	twelve 22
B		hop 54	nap 21		two 22
back 29	E	how 8	nature 40	S	
backpack 4	ear 60	how many 24	net 39	school supplies 4	U
bag 21	ears 60	hurry 52	new 66	see 41	uh, oh 33
ball 24	eight 22		nine 22	seven 22	under 49
balls 24	elephant 48	I	no 10	shapes 10	up 51
bat 39	elephants 52	I 2	nod 21	share 16	
be 70	eleven 22	ice cream 32	noisy 68	short 66	V
bear 48	Emma 2	I'm 2	nose 60	sister 30	van 57
bears 54	eraser 4	in 49	not 6	six 22	vase 75
bed 39	excuse 62	is 2	notebook 6	slow 68	vet 57
beef 75	eye 60	isn't 6	numbers 22	small 66	
bib 39	eyes 60	it 5	nut 39	snake 50	W
big 66		it's 5		snakes 50	wait 52
bike 67	F		O	sorry 52	walk 54
bikes 67	face 60	J	oh 62	space 29	wash my face 64
birthday 22	family 30	juice 32	oh, no 26	spider 46	wash my hands 64
black 14	fan 57	Julie 2	OK 8	spiders 47	welcome 34
blue 14	fast 68	jump rope 42	old 23	square 10	what 2
boat 72	father 30		on 49	start 29	what's 2
boats 72	feet 59	K	one 22	stomp 61	where 49
body 58	fine 8	kangaroo 48	oops! 26	story 8	where's 52
bone 75	finger 58	kangaroos 54	orange 18	sun 57	white 14
book 6	fingers 59	kite 24		sure 44	who 31
bread 36	finish 29	kites 24	P	swim 54	who's 31
brother 30	fish 32	know 52	paper 12		
brown 18	five 22		paint 12	T	
brush my hair 64	flower 40	L	peek 75	tag 21	yarn 12
brush my teeth 64	flowers 41	lake 40	pen 4	tap 63	yellow 14
bug 21	fly a kite 42	lakes 41	pencil 4	talk 3	yes 10
bus 72	food 32	leg 58	pencil case 4	tape 12	yikes 53
buses 72	foot 58	legs 59	penguin 48	ten 22	you 8
	for 35	let's 16	penguins 54	thank 8	your 2
C	four 22	like 32	pin 39	thanks 44	you're 34
cake 36	fox 57	lime 75	pink 18	that 67	
can 41	frog 46	lion 50	pit 21	that's 52	Z
can't 42		lions 50	pizza 36	the 3	zap 57
car 24	G	lip 57	play 27	these 59	zebra 50
card 28	game 28	listen 3	play soccer 42	they 50	zebras 50
cards 28	games 28	log 57	playtime 42	they're 50	zip 57
cars 24	giraffe 50	long 66	please 44	this 13	
chair 6	giraffes 50	look 8	point 3		
	glue 12				

Everybody UP


Oxford › making  digital sense

- Student Book
- Workbook
- Teacher's Book with  Test Center CD-ROM
- Class Audio CDs
- Picture Cards
- Oxford iTools
Digital Classroom Resources

Everybody Up is a seven-level course that motivates children by linking the English classroom to the wider world.

- ★ **Children connect** with the **Everybody Up Friends**, who motivate them to speak English.
- ★ **Colorful cross-curricular lessons** in every unit provide practical links to other school subjects.
- ★ **Great songs** by award-winning songwriters keep children practicing English – even at home.
- ★ **Fun stories** from real life highlight universal values such as being kind and polite.

www.oup.com/elt/everybodyup



Recommended Readers
Oxford Read and Discover
Level 1

OXFORD
UNIVERSITY PRESS

www.oup.com

CEF
B1
A2
A1

ISBN 978-0-19-410318-3



9 780194 103183