

Starter

Everybody

UP

Student Book



Lynne Robertson  
Patrick Jackson  
Susan Banman Sileci

OXFORD



# Everybody Up

theme song

Everybody UP!



Up! Up! Up!

Everybody up, up, up!

Everybody up, up, up!

Everybody up!



Up! Up! Up!

Everybody up, up, up!

Everybody up, up, up!

Everybody up!



Everybody up. Everybody up.

Everybody up. Everybody up.

Everybody up. Everybody up.

Everybody up, up, up!


# Everybody UP

Student Book

Starter



Lynne Robertson  
Patrick Jackson  
Susan Banman Sileci



OXFORD  
UNIVERSITY PRESS



**OXFORD**  
UNIVERSITY PRESS

198 Madison Avenue  
New York, NY 10016 USA

Great Clarendon Street, Oxford OX2 6DP UK

Oxford University Press is a department of the University of Oxford.  
It furthers the University's objective of excellence in research, scholarship,  
and education by publishing worldwide in

Oxford New York

Auckland Cape Town Dar es Salaam Hong Kong Karachi  
Kuala Lumpur Madrid Melbourne Mexico City Nairobi  
New Delhi Shanghai Taipei Toronto

With offices in

Argentina Austria Brazil Chile Czech Republic France Greece  
Guatemala Hungary Italy Japan Poland Portugal Singapore  
South Korea Switzerland Thailand Turkey Ukraine Vietnam

OXFORD and OXFORD ENGLISH are registered trademarks of  
Oxford University Press in certain countries.

© Oxford University Press 2012

Database right Oxford University Press (maker)

#### No unauthorized photocopying

All rights reserved. No part of this publication may be reproduced,  
stored in a retrieval system, or transmitted, in any form or by any means,  
without the prior permission in writing of Oxford University Press,  
or as expressly permitted by law, or under terms agreed with the appropriate  
copyright clearance organization. Enquiries concerning reproduction outside  
the scope of the above should be sent to the ELT Rights Department, Oxford  
University Press, at the address above.

You must not circulate this book in any other binding or cover  
and you must impose this same condition on any acquirer.

Any websites referred to in this publication are in the public domain and  
their addresses are provided by Oxford University Press for information only.  
Oxford University Press disclaims any responsibility for the content.

General Manager, American ELT: Laura Pearson

Executive Publishing Manager: Shelagh Speers

Managing Editor: Clare Hambly

Senior Development Editor: Jeff Buckner

Art, Design, and Production Director: Susan Sanguily

Design Manager: Lisa Donovan

Senior Designer: Molly K. Scanlon

Image Manager: Trisha Masterson

Image Editor: Fran Newman

Production Coordinator: Hila Ratzabi

Senior Manufacturing Controller: Eve Wong

ISBN: 978-0-19-410300-8 Student Book

Printed in China

This book is printed on paper from certified and well-managed sources.

10 9 8 7 6

#### ACKNOWLEDGMENTS

Oxford University Press would like to thank the thousands of teachers whose opinions  
helped to inform this series, and in particular, the following reviewers:

**Ayoub Ait Ali**, Ministry of Education, Casablanca, Morocco; **Michael P. Bassett**,  
Osaka International School, Osaka, Japan; **Paul Richard Batt**, Elephant's Memory  
Learning Institute, Taichung; **Jawida Ben Aïa**, Inspector General for Education,  
Tunis, Tunisia; **Clara Lee Brown**, University of Tennessee, Knoxville, USA; **Dana Buck**,  
Margaret Institute of Language (MIL), Chiba, Japan; **Roberta Calderbank**, Educational  
Consultant, Riyadh, Saudi Arabia; **Whoisuk Jackie Che**, Hankuk University of Foreign  
Studies, Seoul, Korea; **Yuwen Catherine Chen**, Eden Language Institute, Taichung;  
**Young-ae Chung**, International Graduate School of English, Seoul, Korea; **Cláudia**  
**Colla de Amorim**, Escola Móvil, São Paulo, Brazil; **Grace Costa de Oliveira**, Colégio  
Franciscano Nossa Senhora Aparecida, São Paulo, Brazil; **Simon Downes**, Simon BEAR  
School (Bilingual Education and Research), Tokyo, Japan; **Elaine Elia**, Escola Caminho  
Aberto, São Paulo, Brazil; **Mark Evans**, Wisdom BANK Language School, Kaohsiung;  
**Sean Gallagher**, Happy English Club, Inc., Nagoya, Japan; **Tania Garcia**, Montessori  
Santa Terezinha, São Paulo, Brazil; **Patricia Gazzì**, Cristo Rei School, São Paulo, Brazil;  
**Keith Grehan**, Mosaica Education, Abu Dhabi, United Arab Emirates; **Anna Kyungmi**  
**Han**, EB(English Break) Language School, Paju, Korea; **Briony Hewitt**, ILA Vietnam, Ho  
Chi Minh City, Vietnam; **Kelly Hsu**, Kelly English School, Tainan; **Kyla KCW Huang**,  
Kang Ning English School, Hsinchu; **Lilian Itzcovitch Leventhal**, Colégio I.L. Peretz,  
São Paulo, Brazil; **Aaron Jolly**, Hanseo University, Seosan, Korea; **Sean Pan-Seob**  
**Kim**, Kangseo Wonderland, Seoul, Korea; **Charlotte Lee**, Jordan's Language School  
Headquarters, Taipei; **Hsiang-pao Sarah Lin**, Lincoln International Language School,

Tainan; **David Martin**, Busy Beavers English Resources, Vancouver, Canada; **Conrad**  
**Matsumoto**, Conrad's English House, Odawara, Japan; **Daniel McNeill**, Yokohama  
YMCA, Yokohama, Japan; **Sung Hee Park**, Yonsei University Graduate School of  
Education, Anyang, Korea; **Juliana Queiroz Pereira**, Colégio Marista Arquidiocesano  
and Colégio I. L. Peretz, São Paulo, Brazil; **Sandra Puccioni Katsuda**, Colégio Montessori  
Santa Terezinha, São Paulo, Brazil; **Saba'a Qhadi**, University of Qatar, Doha, Qatar;  
**Karyna Ribeiro**, Colégio Miguel de Cervantes, São Paulo, Brazil; **Charlie Richards**, The  
Learning Tree English School, Osaka, Japan; **Mark Riley**, Shane English School, Taipei;  
**John Sanders**, Camelot English Study Centre, Tokyo, Japan; **Kaj Schwermer**, Eureka  
Learning Institute, Osaka, Japan; **Monika Soens Yang**, Taipei European School, Taipei;  
**Jyeeon Song**, Seoul, Korea; **Jason Stewart**, Taejeon International Language School,  
Daejeon, Korea; **David Stucker**, Myojo Elementary School, Beppu, Japan; **Andrew**  
**Townshend**, Natural English School, Tokyo, Japan; **Thanaphong Udomsab**, Petchaburi  
Rajabhat University, Petchaburi, Thailand; **Aliete Mara Ventura**, Escola Carandá, São  
Paulo, Brazil; **Ariel Yao**, Ren Da English School, Taipei.

Cover Design: Molly K. Scanlon

Illustrations by: Constanza Basaluzo: 6 (top), 7, 12 (top), 13, 27, 35, 42 (top), 43, 48 (top),  
49; Nancy Carlson: 3 (bottom), 9 (bottom), 14 (top), 15, 20-21, 24 (top), 25, 30 (top), 31,  
40 (top), 41, 53, 56 (bottom), 57, 60 (top), 61, 66 (top), 67; Lalena Fisher: 2, 3 (top), 4  
(bottom), 6 (bottom), 8, 9 (top), 12 (bottom), 14 (bottom), 16, 22 (bottom), 24 (bottom),  
26, 30 (bottom), 32 (bottom), 34, 40 (bottom), 42, 44, 48 (bottom), 50 (bottom), 52, 58  
(bottom), 60 (bottom), 62, 66 (bottom), 68 (bottom), 70; Ivanke & Lola: 10 (bottom), 11  
(top), 18 (bottom), 19 (top), 28 (bottom), 29 (top), 36 (bottom), 37 (top), 46 (bottom), 47  
(top), 54 (bottom), 55 (top), 64 (bottom), 65 (top), 72 (bottom), 73 (top); Nathan Jarvis: 4  
(top), 5, 17, 22 (top), 23, 32 (top), 33, 38-39, 45, 50 (top), 51, 63, 68 (top), 69, 74 (bottom),  
75; John Kurtz: 11 (bottom, kid-drawn art), 19 (bottom, kid-drawn art), 29 (bottom,  
kid-drawn art), 37 (bottom, kid-drawn art), 47 (bottom, kid-drawn art), 55 (bottom, kid-  
drawn art), 65 (bottom, kid-drawn art), 73 (bottom, kid-drawn art).

Commissioned photography by: Richard Hutchings/Digital Light Source. Cover photos and  
all photos of kids in lower right hand corner of pages: 3, 5, 7, 9, 11, 13, 15, 17, 19, 23,  
25, 27, 29, 31, 33, 35, 37, 41, 43, 45, 47, 49, 51, 53, 55, 59, 61, 63, 65, 67, 69, 71, and 73.

The publishers would like to thank the following for their kind permission to reproduce photographic  
Page 41: Shutterstock / WilleeCole (kittens).

Music by:


Julie Gold: 10, 18, 28, 36, 46, 54, 64, 72

Troy McDonald and Devon Thagard: 3, 5, 7, 9, 13, 15, 17, 23, 25, 27, 31, 33, 35, 41, 43,  
45, 49, 51, 53, 59, 61, 63, 67, 69, 71



# Table of Contents

<b>Welcome</b> .....	2
<b>Unit 1 Art Class</b> .....	4
<b>Unit 2 Let's Play</b> .....	12
<b>Review 1</b> .....	20
<b>Unit 3 Many Colors</b> .....	22
<b>Unit 4 Counting</b> .....	30
<b>Review 2</b> .....	38
<b>Unit 5 Animals</b> .....	40
<b>Unit 6 Lunch</b> .....	48
<b>Review 3</b> .....	56
<b>Unit 7 Things to Do</b> .....	58
<b>Unit 8 My Body</b> .....	66
<b>Review 4</b> .....	74
<b>Syllabus</b> .....	76
<b>Word List</b> .....	78





# Welcome

**A** Listen, point, and say. 

1.



Julie

2.



Danny

3.




Emma

4.



Mike

**B** Listen, point, and say. Then practice. 

Hello. I'm Emma.



Hi. I'm Danny.





**C Sing.** CD 05

**Julie, Danny, Emma, and Mike**



Hello. I'm Julie.  
Hello. I'm Danny.  
Hello. I'm Emma.  
Hello. I'm Mike.



Hello. I'm Julie.  
Hello. I'm Danny.  
Hello. I'm Emma.  
Hello. I'm Mike.



**D Listen, point, and say.** CD 06

1.



Sing.

2.



Talk.

Hello. I'm Kim.

3.



Sit.

4.



Stand.





# 1 Art Class

## Lesson 1 School Supplies

A Listen, point, and say. CD 07



paper



glue



scissors



paint

B Listen and point. CD 08





# 1 Art Class

## Lesson 1 School Supplies

A Listen, point, and say. CD 07


<p>1</p>  <p>paper</p>	<p>2</p>  <p>glue</p>	<p>3</p>  <p>scissors</p>	<p>4</p>  <p>paint</p>
---	--	--	---

B Listen and point. CD 08





## Lesson 2 School Supplies

**A** Listen, point, and say. 



**B** Listen, ask, and answer.  





**C Sing.**  13

### What Do You Have?

What do you have? I have a crayon.

What do you have? I have a marker.


What do you have? I have a pencil.

What do you have? I have a pen.

I have a crayon, a marker, a pencil, a pen.

What do YOU have?

**D Ask your classmates.** 



What do you have?







A Look and listen. Read along. CD 14

# What's Your Name?


Hi. What's your name?



Hi. What's your name?



What's your name?



I'm Mike. What's your name?



Be friendly.



**B** Sing.  15

**What's Your Name?**



What's your name?

I'm Emma.

What's your name?

I'm Julie.

What's your name?

I'm Danny.

What's your name?

I'm Mike.




**C** Ask and answer.  16 

Hi. What's your name?

I'm Jen.

Hi. What's your name?








**A** Say and sing. CD 17


**Aa Bb Cc Dd Ee Ff**  
**Gg Hh Ii Jj Kk Ll Mm**  
**Nn Oo Pp Qq Rr Ss Tt**  
**Uu Vv Ww Xx Yy Zz**

**B** Listen, point, and say. CD 18

1.   
apple

2.   
baby

3.   
cat

4.   
dog




**C** Look and find.



**D** Make the letters Aa, Bb, Cc, and Dd.



A, apple.





# 2 Let's Play

## Lesson 1 Toys

A Listen, point, and say. CD 19

1  balloon	2  ball	3  doll	4  yo-yo
--	---	---	--

B Listen and point. CD 20






**C Listen and say.** 

It's a **balloon**.





**D Sing.** 

**I Have a Ball**


I have a .


It's a , , .

I have a .


I have a .


It's a , , .

I have a .


I have a .

It's a , , .

I have a .

I have a .


It's a , , .





I have a .



It's a yo-yo.





**A** Listen, point, and say. 

<p>1</p>  <p>train</p>	<p>2</p>  <p>boat</p>	<p>3</p>  <p>jet</p>	<p>4</p>  <p>car</p>
---	---	---	---

**B** Listen, ask, and answer.  





**C Sing.** CD 25

**What Is It?**

What is it? It's a boat.

What is it? It's a train.

What is it? It's a jet.

What is it? It's a car.



**D Draw. Ask your classmates.** CD 25

What is it?

It's a jet.

What is it?








**A** Look and listen. Read along. CD 26


# Hello, Good-bye

Hi, boys and girls.



Be polite.



**B Sing.**  27

**Boys and Girls**



Hi, boys.

Hi, girls.

Boys. Girls.

Boys. Girls.

Hi!



Good-bye, girls.

Good-bye, boys.

Girls. Boys.

Girls. Boys.

Good-bye!



**C Say and act.**  28



Hello, friend.







**A** Say and sing. CD 29

**Aa Bb Cc Dd Ee Ff**  
**Gg Hh Ii Jj Kk Ll Mm**  
**Nn Oo Pp Qq Rr Ss Tt**  
**Uu Vv Ww Xx Yy Zz**

**B** Listen, point, and say. CD 30






**C** Look and find. 



**D** Make the letters Ee, Ff, and Gg. 



E, egg.





# Review 1

**A** Listen. Then say the words. 

1.



2.



3.



4.



5.



6.



7.




8.




**B** Listen. Then number. 





**C** Play the game. 





# 3 Many Colors

## Lesson 1 Colors

A Listen, point, and say.  33

1



red

2



blue

3




yellow

4





green

B Listen and point.  34





**C** Listen and say. 



**D** Sing. 

**Red, Blue, Yellow, Green**



It's . It's . It's . It's .







It's green.






# Lesson 2 Colors


**A** Listen, point, and say. 

<b>1</b>  orange	<b>2</b>  purple	<b>3</b>  pink	<b>4</b>  brown
---	--	---	--

**B** Listen, ask, and answer. 





**C Sing.**  39

**Orange, Pink, Purple, Brown**



Orange. Pink. Purple. Brown.

What color is it? It's orange.

What color is it? It's pink.

What color is it? It's purple.

What color is it? It's brown.

Orange. Pink. Purple. Brown.



**D Ask your classmates.** 



What color is it?









A Look and listen. Read along.

CD 40

# I'm Fine





**B** Sing.  41

**I'm OK!**

Hi. How are you?

I'm OK.

Here you are.

Thank you.

Hi. How are you?

I'm OK.

Here you are.

Thank you.




**C** Ask and answer.  42 


How are you?

I'm fine. Thank you.

How are you?








**A** Say and sing. 

**Aa Bb Cc Dd Ee Ff**  
**Gg Hh Ii Jj Kk Ll Mm**  
**Nn Oo Pp Qq Rr Ss Tt**  
**Uu Vv Ww Xx Yy Zz**

**B** Listen, point, and say. 

1.   
hat

2.   
insect

3.   
jam



**C** Look and find. 



**D** Make the letters Hh, Ii, and Jj. 





# 4 Counting

## Lesson 1 Numbers

**A** Listen, point, and say. 

1



one

2



two

3



three

4



four

5




five

**B** Listen and point. 





**C Listen and say.**  47








**D Sing.**  48

**1** **2** **3** **Let's Count!** **4** **5**  
**1** One, two, three, four, five.  
**2** One, two, three, four, five.  
**3** Five, four, three, two, one.  
**4** Five, four, three, two, one.  
**5** Let's count.  
**4** One, two, three, four.  
**3** One, two, three, four, five!  
**2** **1** **2** **3** **4**





**A** Listen, point, and say. 

<b>6</b>  six	<b>7</b>  seven	<b>8</b>  eight	<b>9</b>  nine	<b>10</b>  ten
--	--	---	---	---

**B** Listen, ask, and answer.  






**C Sing.** 

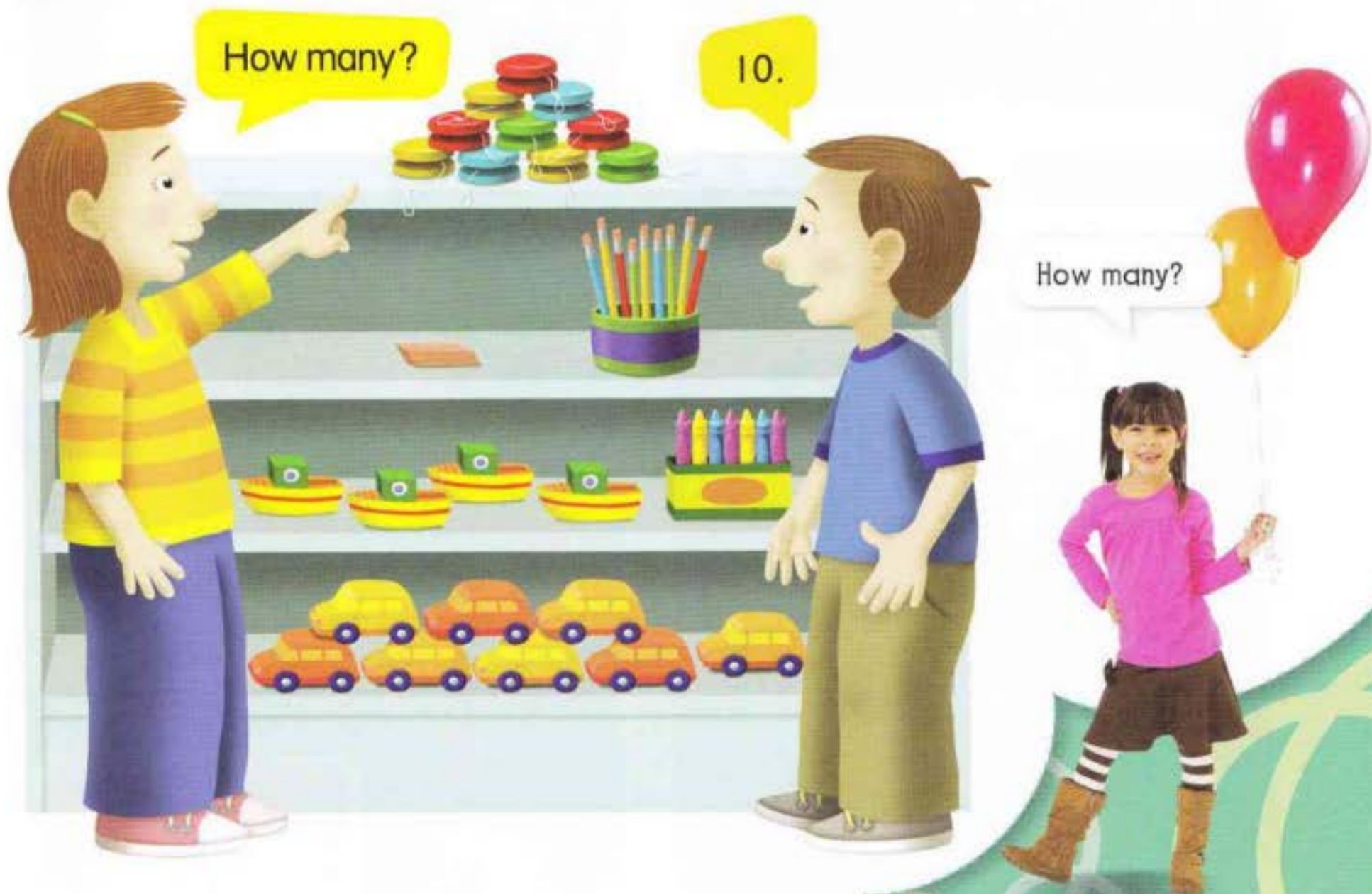
How Many?



How many? How many? How many? How many?





**D Ask your classmates.** 





A Look and listen. Read along. CD 52

# How Old Are You?



Be friendly.

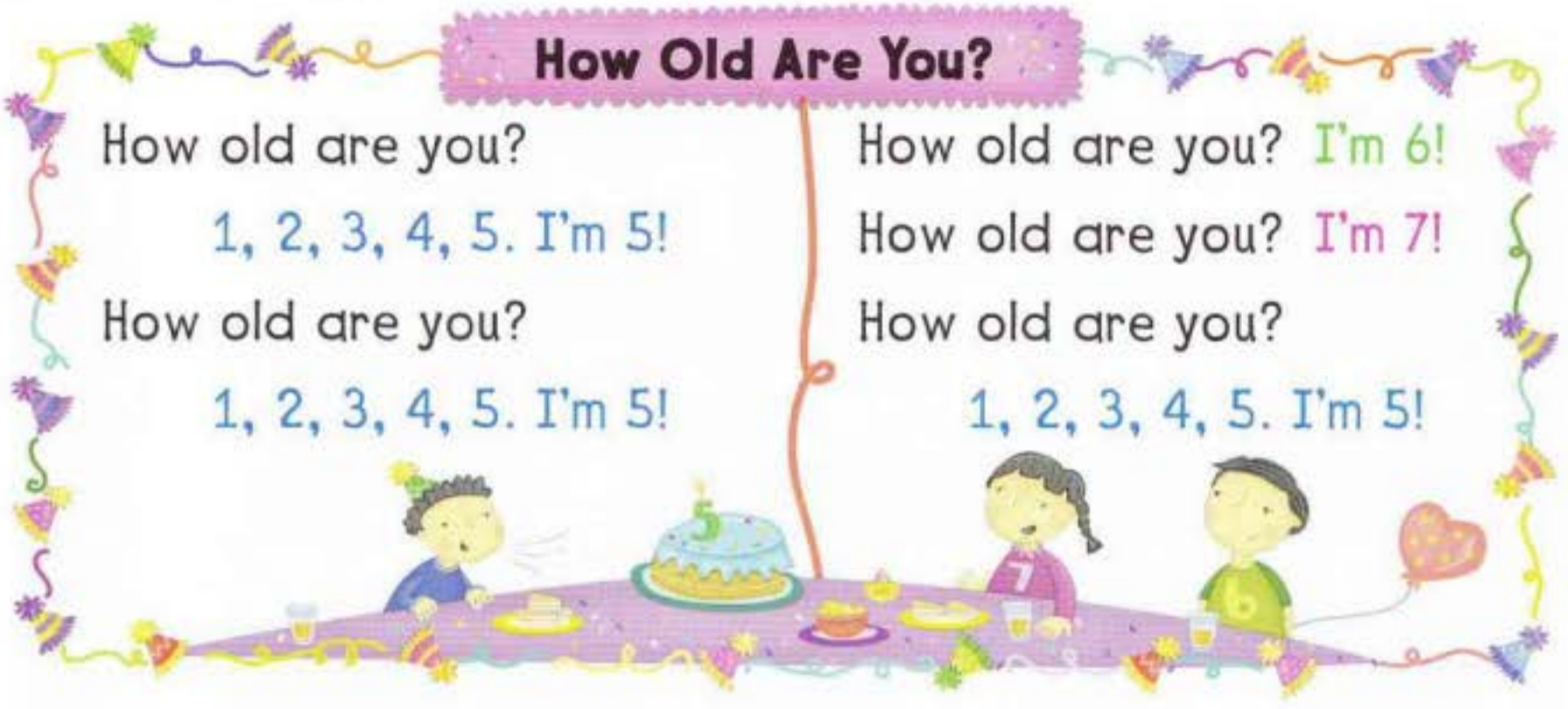



**B Sing.**  53 

**How Old Are You?**

How old are you?  
1, 2, 3, 4, 5. I'm 5!  
How old are you?  
1, 2, 3, 4, 5. I'm 5!

How old are you? I'm 6!  
How old are you? I'm 7!  
How old are you?  
1, 2, 3, 4, 5. I'm 5!



**C Say and act.**  54 

I'm 6. How old are you?

I'm 7.


I'm 6. How old are you?







**A** Say and sing.  55

**Aa Bb Cc Dd Ee Ff**  
**Gg Hh Ii Jj Kk Ll Mm**  
**Nn Oo Pp Qq Rr Ss Tt**  
**Uu Vv Ww Xx Yy Zz**

**B** Listen, point, and say.  56

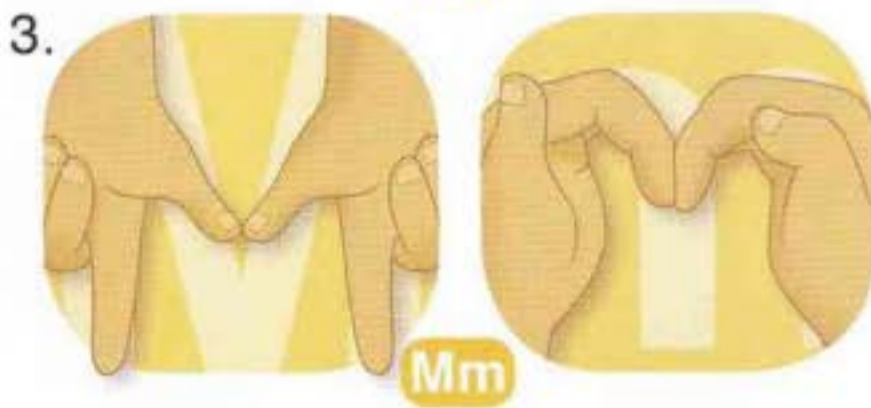




**C** Look and find. 



**D** Make the letters Kk, Ll, and Mm. 



K, kite.






# Review 2


**A** Listen. Then say the words. 



**B** Listen. Then number. 






**C** Play the game. 

How many?

1.



What color is it?

It's red.






# 5 Animals

## Lesson 1 Pets


**A** Listen, point, and say. CD 2 02

1



cat

---



cats

2



dog

---



dogs

3



bird

---



birds

4



rabbit

---



rabbits

**B** Listen and point. CD 2 03





**C Listen and say.** 

Let's count. 1 **cat**, 2 **cats**, 3 **cats**, 4 **cats**, 5 **cats**.



**D Sing.** 

**Cats, Dogs, Birds, Rabbits**

Cats and dogs, birds and rabbits.

Let's count!



Cats and dogs, birds and rabbits.





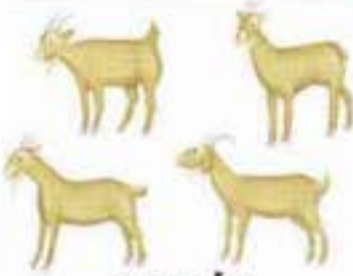



Count the cats.






# Lesson 2 Farm Animals

## A Listen, point, and say. CD2 06

<b>1</b>  goat	<b>2</b>  duck	<b>3</b>  cow	<b>4</b>  horse
 goats	 ducks	 cows	 horses

## B Listen, ask, and answer. CD2 07



How many goats?

8 goats.


1

2

3

4



**C Sing.** 

**How Many Cows?**


How many cows? How many cows? 2 cows.  
How many goats? How many goats? 3 goats.  
How many horses? How many horses? 4 horses.  
How many ducks? How many ducks? 1 duck.  
2 cows. 3 goats. 4 horses. 1 duck.






**D Ask your classmates.** 





A Look and listen. Read along. 

# Please Help Me!



Be helpful.



**B Sing.** 

**Help!**

Uh-oh. Uh-oh. Uh-oh. Help!


Please help me.

Whoa, whoa, whoa, whoa, whoa.

Help!

Please help me. **Sure.**

Thank you.



**C Say and act.** 



Please help me.

Sure.




Please help me!

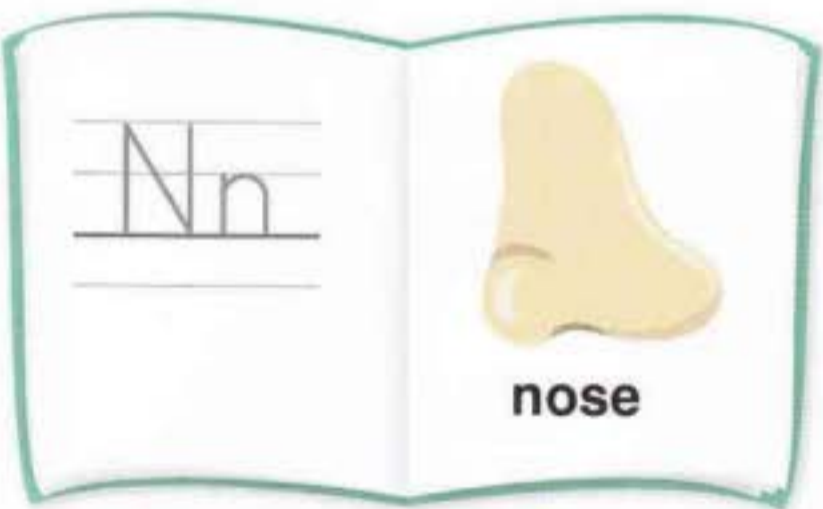






**A** Say and sing. 

**Aa Bb Cc Dd Ee Ff**  
**Gg Hh Ii Jj Kk Ll Mm**  
**Nn Oo Pp Qq Rr Ss Tt**  
**Uu Vv Ww Xx Yy Zz**

**B** Listen, point, and say. 

1.   
nose

2.   
orange


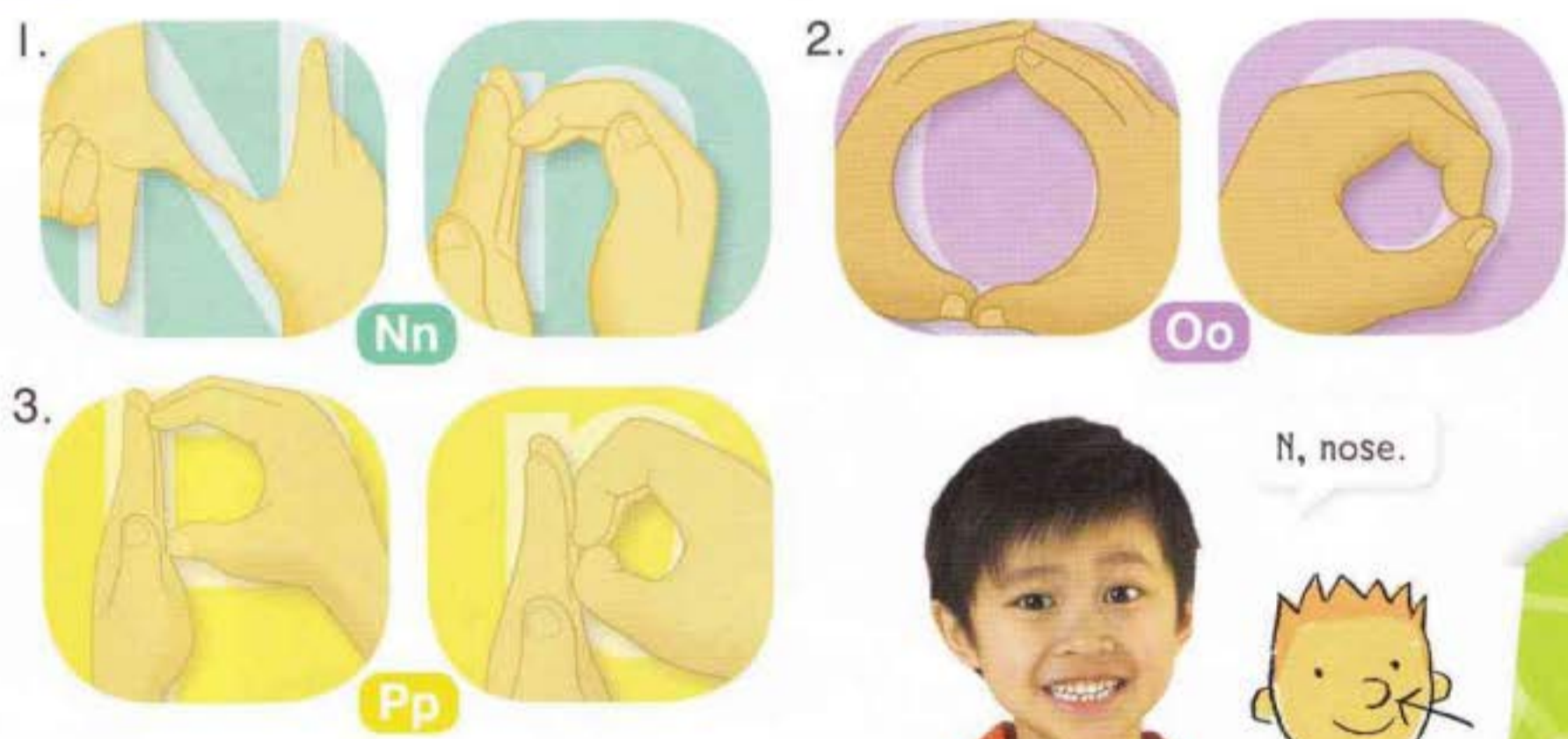
3.   
pencil



**C** Look and find. 



**D** Make the letters Nn, Oo, and Pp. 






# 6 Lunch

## Lesson 1 Food


A Listen, point, and say. 

<p>1  milk</p>	<p>2  water</p>	<p>3  bread</p>	<p>4  candy</p>
---	--	--	--

B Listen and point. 







**C** Listen and say. 



**D** Sing. 

**I Really Like Milk**


I like . I like . I like .  
And I really, really, really, really,  
really, really, really like .

I really, really, really like .  
I really, really, really, really,  
really, really, really like .



I like candy.







**A** Listen, point, and say.  18

 <b>1</b> rice	 <b>2</b> beans	 <b>3</b> chicken	 <b>4</b> fish
---	---	--	---

**B** Listen, ask, and answer.  19 





**C Sing.**  20

**Chicken, Fish, Rice, and Beans**

Chicken, fish, rice, and beans.

Do you like rice?

Do you like chicken?

**YES!**

Yes, I do. I do.


Do you like beans?

**YES!**

Do you like fish?

Yes, I do. I do.

Yes, I do. I do.



**D Ask your classmates.** 

Do you like bread?


No, I don't.



Do you like chicken?





**A** Look and listen. Read along. 

## Here You Are

Do you like water?

Yes, I do.

What is it?

It's a sandwich.

Here you are.

Thank you!

You're welcome.

**Be fair.**



**B Sing.**  22



**Here You Are**



Here you are.  
Thank you!  
You're welcome.  
What is it?  
It's a sandwich.

Here you are.  
Thank you!  
You're welcome.  
What is it?  
It's candy.



**C Say and act.**  23 



Here you are.








**A** Say and sing. CD 2  
24

**Aa Bb Cc Dd Ee Ff**  
**Gg Hh Ii Jj Kk Ll Mm**  
**Nn Oo Pp Qq Rr Ss Tt**  
**Uu Vv Ww Xx Yy Zz**

**B** Listen, point, and say. CD 2  
25

1.   
The left page shows the letters 'Q' and 'q' on a four-line writing grid. The right page shows a cartoon queen with a crown and a pink dress sitting on a green throne. Below the illustration is the word 'queen'.

2.   
The left page shows the letters 'R' and 'r' on a four-line writing grid. The right page shows a yellow ring with a large red oval gemstone. Below the illustration is the word 'ring'.

3.   
The left page shows the letters 'S' and 's' on a four-line writing grid. The right page shows a bright yellow sun with rays. Below the illustration is the word 'sun'.



**C** Look and find. 



**D** Make the letters Qq, Rr, and Ss. 




Q, queen.





# Review 3


**A** Listen. Then say the words. CD 2 26



**B** Listen. Then number. CD 2 27





**C Play the games.** 

I cow.

2 cats.



Do you like rice?

Yes, I do.






# 7 Things to Do

## Lesson 1 Abilities

**A** Listen, point, and say. CD2 28

<p>1</p>  <p>walk</p>	<p>2</p>  <p>run</p>	<p>3</p>  <p>skip</p>	<p>4</p>  <p>jump</p>
--	---	--	--

**B** Listen and point. CD2 29





**C** Listen and say. CD2 30



**D** Sing. CD2 31

**Walk, Run, Skip, Jump**

I can walk, walk, walk, walk, walk.

I can run, run, run, run, run.

I can skip, skip, skip, skip, skip.


I can jump, jump, jump, jump, jump.



I can jump.






A Listen, point, and say. 

 <p>1</p>	 <p>2</p>	 <p>3</p>	 <p>4</p>
swim	dance	wink	sing

B Listen, ask, and answer.  



Can you swim?

Yes, I can.

Can you wink?

No, I can't.

1

2

3

4



**C Sing.** 



**Can You Wink?**

Can you wink, wink, wink?

No, no, no, no, no, no.

No, I can't.

Can you swim, swim, swim?

No, no, no, no, no, no.

No, I can't.

Can you dance, dance, dance?


No, no, no, no, no, no.

No, I can't.

Can you sing, sing, sing?

Yes, yes, yes.

Yes, I can!

**D Play the game.** 

Can you run?

Yes, I can.



**Start**



**Finish**







Can you dance?



**A** Look and listen. Read along.  35

# Let's Dance!



**Be friendly.**



**B** Sing. CD2 36

**Let's Swim!**

Can you swim?

Yes, I can.

Let's swim!

Can you skip?

Yes, I can.

Let's skip!

Can you wink?

Yes, I can.

Let's wink!

Can you dance?

Yes, I can.

Let's dance!

**C** Say and act. CD2 37


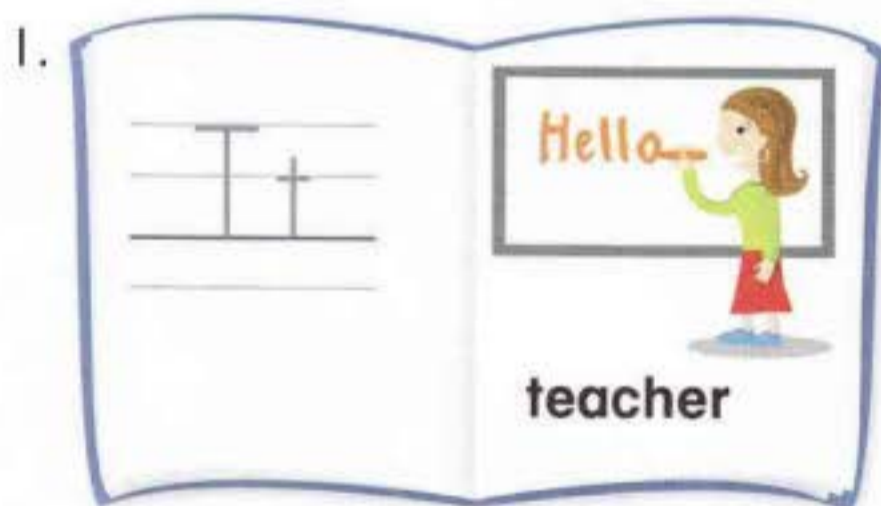




**A** Say and sing. CD2 38

**Aa Bb Cc Dd Ee Ff**  
**Gg Hh Ii Jj Kk Ll Mm**  
**Nn Oo Pp Qq Rr Ss Tt**  
**Uu Vv Ww Xx Yy Zz**

**B** Listen, point, and say. CD2 39






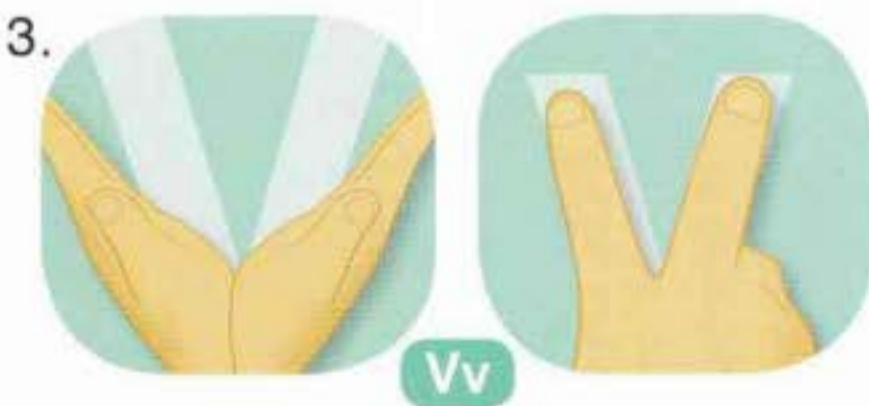
**C** Look and find. 



**D** Make the letters Tt, Uu, and Vv. 




T, teacher.






# 8 My Body

## Lesson 1 My Face

A Listen, point, and say. 

<p>1</p>  <p>ears</p>	<p>2</p>  <p>eyes</p>	<p>3</p>  <p>mouth</p>	<p>4</p>  <p>nose</p>
--	---	---	--

B Listen and point. 





**C** Listen and say. 

I can touch my ears.



**D** Sing. 

**My Face**



2 ears, 2 eyes,  
1 nose, 1 mouth.  
I can touch my ears.  
I can touch my eyes.  
I can touch my nose.  
I can touch my mouth.  
2 ears, 2 eyes,  
1 nose, 1 mouth.



I can touch my nose.








## Lesson 2 My Body

**A** Listen, point, and say. 

 1 clap my hands	 2 stomp my feet	 3 swing my arms	 4 shake my legs
---	---	---	---

**B** Listen, ask, and answer.  



What can you do?

I can **clap my hands**.

1

2

3

4



**C Sing.**  46

**What Can You Do?**

What can you do?

I can stomp my feet.

What can you do?

I can clap my hands.

I can swing my arms.

I can shake my legs.



What can you do?


Stomp my feet.

Clap my hands.

Swing my arms.

Shake my legs.



**D Ask your classmates.** 

What can you do?

I can stomp my feet.

I can swing my arms.





**A** Look and listen. Read along. CD 2  
47

**Oops!**

Ouch! My hand.

Oops!



Ouch! My arm.

Oops!




Ouch! My feet.

Oops!



I'm sorry.

That's OK.



**Be polite.**






**B Sing.**  48

Ouch! Ouch! Ouch! Ouch!  
Ouch! Ouch! Ouch! Ouch!  
Ouch! My hand. Ouch! My feet.  
Ouch! My leg. Ouch! My arm.

Oops! I'm sorry.  
That's OK.

**Ouch!**



**C Say and act.**  49 



Oops! I'm sorry.

That's OK.

Oops! I'm sorry.

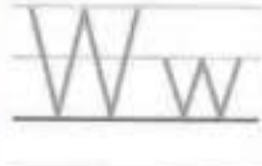









**A** Say and sing. 



**Aa Bb Cc Dd Ee Ff**  
**Gg Hh Ii Jj Kk Ll Mm**  
**Nn Oo Pp Qq Rr Ss Tt**  
**Uu Vv Ww Xx Yy Zz**

**B** Listen, point, and say. 

1.   
  
woman


2.   
  
fox

3.   
  
yo-yo

4.   
  
zebra



**C** Look and find. 



**D** Make the letters Ww, Xx, Yy, and Zz. 



Ww



Xx



W, woman.



Yy



Zz





# Review 4

**A** Listen. Then say the words. CD 2 52

1.



2.



3.



4.



5.



6.



7.




8.



**B** Listen. Then number. CD 2 53





C Play the game. 

I can touch my nose.

What can you do?



**Start**

**Finish**

**Award**



# Syllabus

## Welcome

Hello. I'm Emma.  
Hi. I'm Danny.

## Classroom Verbs:

sing      talk  
sit        stand

## Unit 1 Art Class

Lesson 1	Lesson 2	Lesson 3	Lesson 4
<b>School Supplies:</b> paper, glue, scissors, paint  I have paper.	<b>School Supplies:</b> pencil, pen, crayon, marker  What do you have? I have a pencil.	<b>Story: What's Your Name?</b>  <b>Conversation:</b> Hi. What's your name? I'm Jen.  <b>Be friendly.</b>	<b>Phonics:</b> A a    apple B b    baby C c    cat D d    dog

## Unit 2 Let's Play

Lesson 1	Lesson 2	Lesson 3	Lesson 4
<b>Toys:</b> balloon, ball, doll, yo-yo  It's a balloon.	<b>Toys:</b> train, boat, jet, car  What is it? It's a train.	<b>Story: Hello, Good-bye</b>  <b>Conversation:</b> Hi! Hello! Bye! Good-bye!  <b>Be polite.</b>	<b>Phonics:</b> E e    egg F f    friend G g    girl

## Review 1 Units 1 and 2

## Unit 3 Many Colors

Lesson 1	Lesson 2	Lesson 3	Lesson 4
<b>Colors:</b> red, blue, yellow, green  It's red.	<b>Colors:</b> orange, purple, pink, brown  What color is it? It's orange.	<b>Story: I'm Fine</b>  <b>Conversation:</b> How are you? I'm fine. Thank you.  <b>Be nice.</b>	<b>Phonics:</b> H h    hat I i    insect J j    jam

## Unit 4 Counting

Lesson 1	Lesson 2	Lesson 3	Lesson 4
<b>Numbers:</b> one, two, three, four, five  Let's count. 1.	<b>Numbers:</b> six, seven, eight, nine, ten  How many? 6.	<b>Story: How Old Are You?</b>  <b>Conversation:</b> I'm 6. How old are you? I'm 7.  <b>Be friendly.</b>	<b>Phonics:</b> K k    kite L l    lion M m    man

## Review 2 Units 3 and 4



## Unit 5 Animals

Lesson 1	Lesson 2	Lesson 3	Lesson 4
<p><b>Pets:</b> cat, cats, dog, dogs, bird, birds, rabbit, rabbits</p> <p>Let's count. 1 cat, 2 cats, 3 cats, 4 cats, 5 cats.</p>	<p><b>Farm Animals:</b> goat, goats, duck, ducks, cow, cows, horse, horses</p> <p>How many goats? 8 goats.</p>	<p><b>Story: Please Help Me!</b></p> <p><b>Conversation:</b> Please help me. Sure.</p> <p><b>Be helpful.</b></p>	<p><b>Phonics:</b></p> <p>N n nose O o orange P p pencil</p>

## Unit 6 Lunch

Lesson 1	Lesson 2	Lesson 3	Lesson 4
<p><b>Food:</b> milk, water, bread, candy</p> <p>I like milk.</p>	<p><b>Food:</b> rice, beans, chicken, fish</p> <p>Do you like rice? Yes, I do. Do you like chicken? No, I don't.</p>	<p><b>Story: Here You Are</b></p> <p><b>Conversation:</b> Thank you! You're welcome.</p> <p><b>Be fair.</b></p>	<p><b>Phonics:</b></p> <p>Q q queen R r ring S s sun</p>

### Review 3 Units 5 and 6

## Unit 7 Things to Do

Lesson 1	Lesson 2	Lesson 3	Lesson 4
<p><b>Abilities:</b> walk, run, skip, jump</p> <p>I can walk.</p>	<p><b>Abilities:</b> swim, dance, wink, sing</p> <p>Can you swim? Yes, I can. Can you wink? No, I can't.</p>	<p><b>Story: Let's Dance!</b></p> <p><b>Conversation:</b> Let's dance. OK! Let's dance!</p> <p><b>Be friendly.</b></p>	<p><b>Phonics:</b></p> <p>T t teacher U u up V v violin</p>

## Unit 8 My Body

Lesson 1	Lesson 2	Lesson 3	Lesson 4
<p><b>My Face:</b> ears, eyes, mouth, nose</p> <p>I can touch my ears.</p>	<p><b>My Body:</b> clap my hands, stomp my feet, swing my arms, shake my legs</p> <p>What can you do? I can clap my hands.</p>	<p><b>Story: Oops!</b></p> <p><b>Conversation:</b> Oops! I'm sorry. That's OK.</p> <p><b>Be polite.</b></p>	<p><b>Phonics:</b></p> <p>W w woman X x fox Y y yo-yo Z z zebra</p>

### Review 4 Units 7 and 8




# Word List

<b>A</b>	<b>E</b>	<b>J</b>	<b>P</b>	<b>T</b>
a . . . . . 6	e . . . . . 18	j . . . . . 28	p . . . . . 46	t . . . . . 64
A . . . . . 10	E . . . . . 18	J . . . . . 28	P . . . . . 46	T . . . . . 64
Adams . . . . . 16	ears . . . . . 66	jam . . . . . 28	paint . . . . . 4	talk . . . . . 3
and . . . . . 16	egg . . . . . 18	Jen . . . . . 9	paper . . . . . 4	teacher . . . . . 64
animals . . . . . 42	eight . . . . . 32	jet . . . . . 14	pen . . . . . 6	ten . . . . . 32
apple . . . . . 10	Emma . . . . . 2	Julie . . . . . 2	pencil . . . . . 6	thank . . . . . 26
are . . . . . 26	eyes . . . . . 66	jump . . . . . 58	pets . . . . . 40	that's . . . . . 70
arm . . . . . 70			phonics . . . . . 10	the . . . . . 41
arms . . . . . 69			pink . . . . . 24	things . . . . . 58
<b>B</b>	<b>F</b>	<b>K</b>	please . . . . . 44	three . . . . . 30
b . . . . . 10	f . . . . . 18	k . . . . . 36	purple . . . . . 24	to . . . . . 58
B . . . . . 10	F . . . . . 18	K . . . . . 36		touch . . . . . 67
baby . . . . . 10	face . . . . . 66	Kim . . . . . 3	<b>Q</b>	toys . . . . . 12
ball . . . . . 12	farm . . . . . 42	kite . . . . . 36	q . . . . . 54	train . . . . . 14
balloon . . . . . 12	feet . . . . . 69		Q . . . . . 54	two . . . . . 30
beans . . . . . 50	fine . . . . . 26	<b>L</b>	queen . . . . . 54	
bird . . . . . 40	fish . . . . . 50	l . . . . . 36		<b>U</b>
birds . . . . . 40	five . . . . . 30	L . . . . . 36		u . . . . . 64
blue . . . . . 22	food . . . . . 48	let's . . . . . 31	<b>R</b>	U . . . . . 64
boat . . . . . 14	four . . . . . 30	like . . . . . 49	r . . . . . 54	up . . . . . 64
boys . . . . . 16	fox . . . . . 72	lion . . . . . 36	R . . . . . 54	
bread . . . . . 48	friend . . . . . 17		rabbit . . . . . 40	<b>V</b>
brown . . . . . 24		<b>M</b>	rabbits . . . . . 40	v . . . . . 64
bye . . . . . 16		m . . . . . 36	red . . . . . 22	V . . . . . 64
<b>C</b>	<b>G</b>	M . . . . . 36	rice . . . . . 50	violin . . . . . 64
c . . . . . 10	g . . . . . 18	man . . . . . 36	ring . . . . . 54	
C . . . . . 10	G . . . . . 18	many . . . . . 32	run . . . . . 58	<b>W</b>
can . . . . . 59	girl . . . . . 18	marker . . . . . 6		w . . . . . 72
candy . . . . . 48	girls . . . . . 16	me . . . . . 44	<b>S</b>	W . . . . . 72
can't . . . . . 62	glue . . . . . 4	Mike . . . . . 2	s . . . . . 54	walk . . . . . 58
car . . . . . 14	goat . . . . . 42	milk . . . . . 48	S . . . . . 54	water . . . . . 48
cat . . . . . 10	goats . . . . . 42	mouth . . . . . 66	sandwich . . . . . 52	welcome . . . . . 52
cats . . . . . 40	good-bye . . . . . 16	Mrs. . . . . 16	school . . . . . 4	what . . . . . 6
chicken . . . . . 50	green . . . . . 22	my . . . . . 66	scissors . . . . . 4	what's . . . . . 8
children . . . . . 16			seven . . . . . 32	wink . . . . . 60
clap . . . . . 68	<b>H</b>	<b>N</b>	shake my legs . . . . . 68	woman . . . . . 72
clap my hands . . . . . 68	h . . . . . 28	n . . . . . 46	sing . . . . . 60	woof . . . . . 34
color . . . . . 24	H . . . . . 28	N . . . . . 46	sit . . . . . 3	
colors . . . . . 22	hand . . . . . 70	name . . . . . 8	six . . . . . 32	<b>X</b>
count . . . . . 31	hands . . . . . 68	nine . . . . . 32	skip . . . . . 58	x . . . . . 72
cow . . . . . 42	hat . . . . . 28	no . . . . . 51	sorry . . . . . 70	X . . . . . 72
cows . . . . . 42	have . . . . . 5	nose . . . . . 46	stand . . . . . 3	
crayon . . . . . 6	hello . . . . . 2	numbers . . . . . 30	stomp . . . . . 69	<b>Y</b>
	help . . . . . 44		stomp my feet . . . . . 68	y . . . . . 72
<b>D</b>	here . . . . . 26	<b>O</b>	story . . . . . 8	Y . . . . . 72
d . . . . . 10	hi . . . . . 2	o . . . . . 46	sun . . . . . 54	yellow . . . . . 22
D . . . . . 10	horse . . . . . 42	O . . . . . 46	sure . . . . . 44	yes . . . . . 50
dance . . . . . 60	horses . . . . . 42	OK . . . . . 26	swim . . . . . 60	you . . . . . 6
Danny . . . . . 2	how . . . . . 26	old . . . . . 34	swing . . . . . 69	your . . . . . 8
do . . . . . 6		one . . . . . 30	swing my arms . . . . . 68	you're . . . . . 52
dog . . . . . 10	<b>I</b>	oops . . . . . 70		yo-yo . . . . . 12
dogs . . . . . 40	i . . . . . 28	orange (color) . . . . . 24		
doll . . . . . 12	I . . . . . 5	orange (fruit) . . . . . 46	<b>Z</b>	
don't . . . . . 51	I'm . . . . . 2	ouch . . . . . 70	z . . . . . 72	
duck . . . . . 42	insect . . . . . 28		Z . . . . . 72	
ducks . . . . . 42	is . . . . . 14		zebra . . . . . 22	
	it . . . . . 14			
	it's . . . . . 13			



# Everybody UP

Oxford › making  digital sense

- Student Book
- Workbook
- Workbook with Online Practice
- Teacher's Book with Test Center and Online Practice
- Class Audio CDs
- Picture Cards
- Oxford iTools  
Digital Classroom Resources

**Everybody Up** is a seven-level course that motivates children by linking the English classroom to the wider world.

- ★ **Children connect** with the **Everybody Up Friends**, who motivate them to speak English.
- ★ **Colorful phonics lessons** in every unit provide an introduction to the English alphabet.
- ★ **Great songs** by award-winning songwriters keep children practicing English – even at home.
- ★ **Fun stories** from real life highlight universal values such as being kind and polite.

[www.oup.com/elt/everybodyup](http://www.oup.com/elt/everybodyup)

**OXFORD**  
UNIVERSITY PRESS

[www.oup.com](http://www.oup.com)

CEF  
B1  
A2  
A1

ISBN 978-0-19-410300-8



9 780194 103008