

THIRD EDITION

2



# LET'S

★ WORKBOOK ★

# GO



- E. Cross
- R. Nakata
- K. Frazier
- B. Hoskins

Special Edition

OXFORD

THIRD EDITION

2

LET'S

WORKBOOK

GO

Elaine Cross

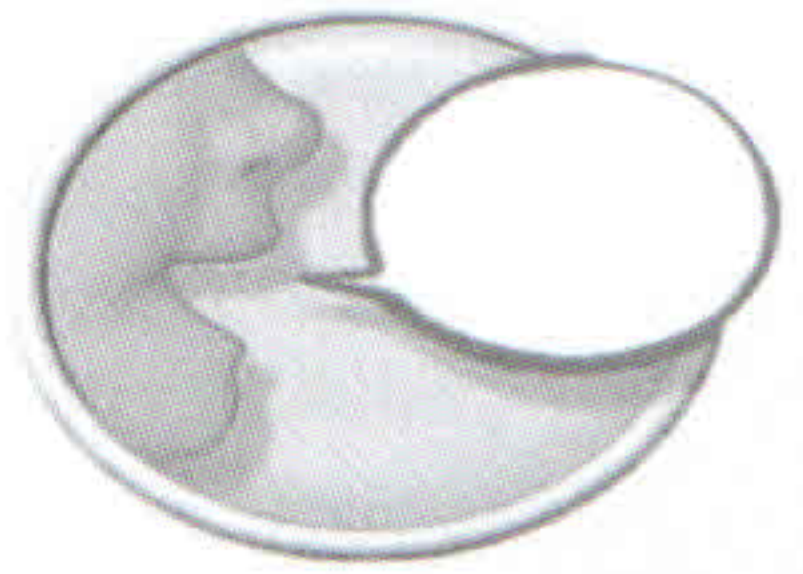
Ritsuka Nakata

Karen Frazier

Barbara Hoskins

OXFORD  
UNIVERSITY PRESS

# Unit 1 At School



## Let's Start

### A. Write.

Hi, Kate. How are you?

Good-bye, Kate.

I'm \_\_\_\_\_, thanks.  
How about you?

Pretty good!

See you later!

\_\_\_\_\_, Andy. How are \_\_\_\_\_?

Good-bye, Andy.

Pretty good, thanks.  
How about you?

\_\_\_\_\_ OK.

\_\_\_\_\_ you \_\_\_\_\_!

you

Hi

OK

See

I'm

later

## B. Look, unscramble, and write.

1. the erase board

erase the board

2. my write name

\_\_\_\_\_

3. books read

\_\_\_\_\_

4. English speak

\_\_\_\_\_



## C. Look and write.

1.



I write my name

at school.

2.



My name is Sam.

I

at school.

3.



\_\_\_\_\_

\_\_\_\_\_

4.



\_\_\_\_\_

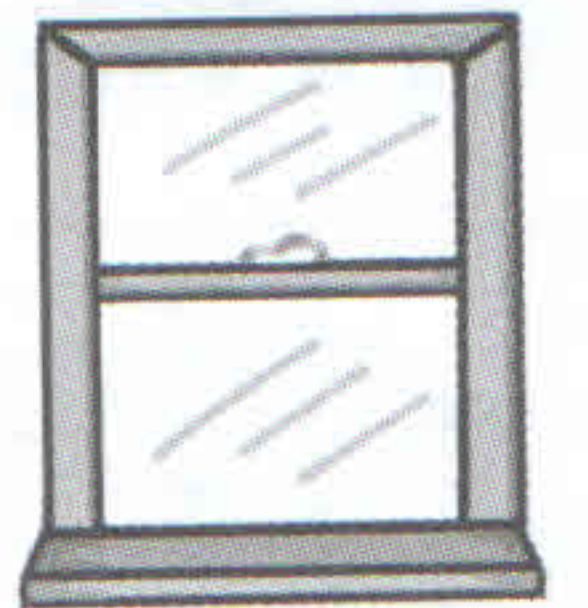

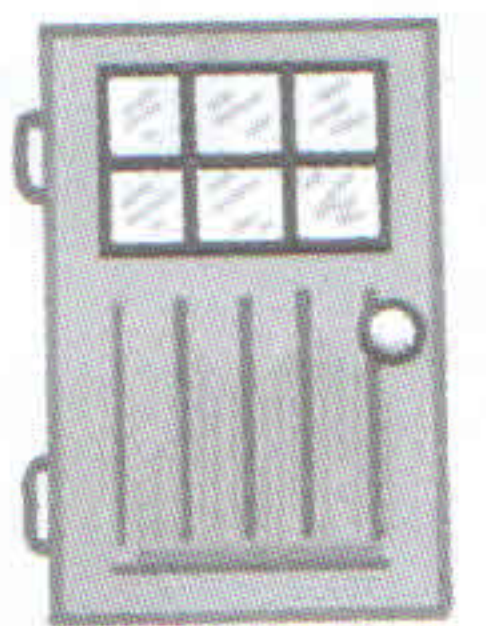



\_\_\_\_\_





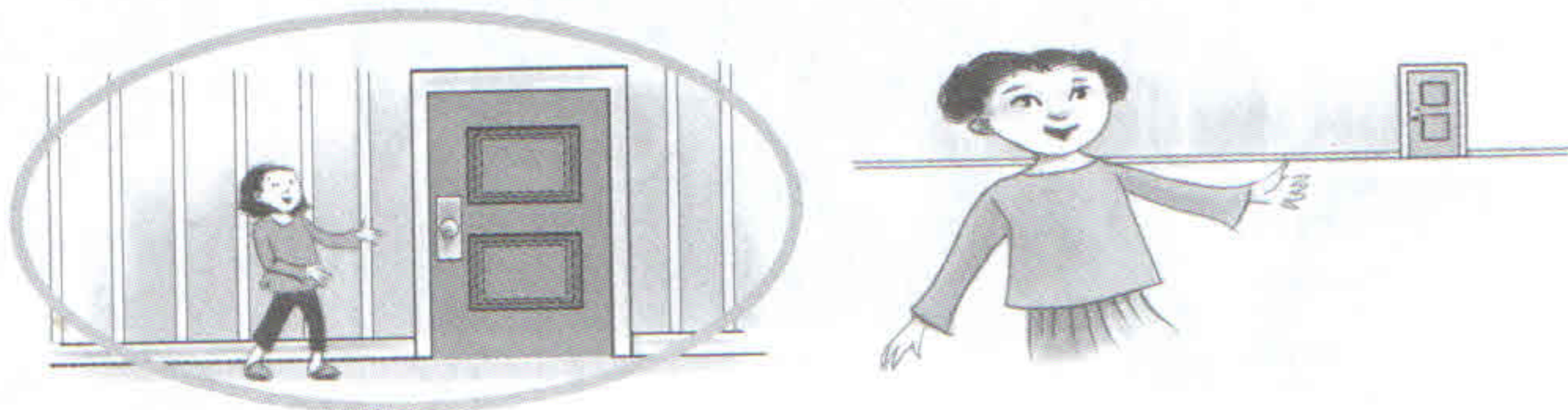
## A. Match.

1. a workbook •
2. a paper clip •
3. a calendar •
4. a clock •
5. a pencil sharpener •
6. a window •
7. a picture •
8. a door •




## B. Read and circle.


1. This is a door.




2. That's a clock.



3. This is a workbook.




4. That's a pencil sharpener.



## C. Write.

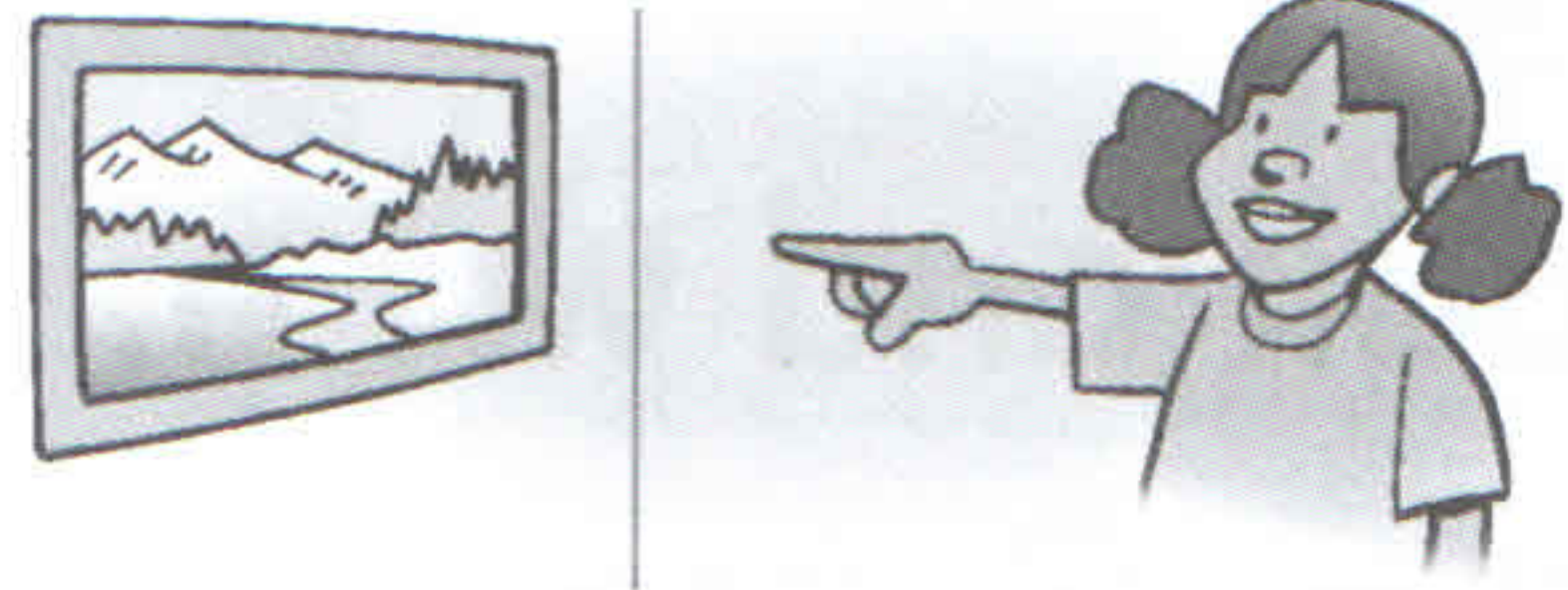
1.



What's this?

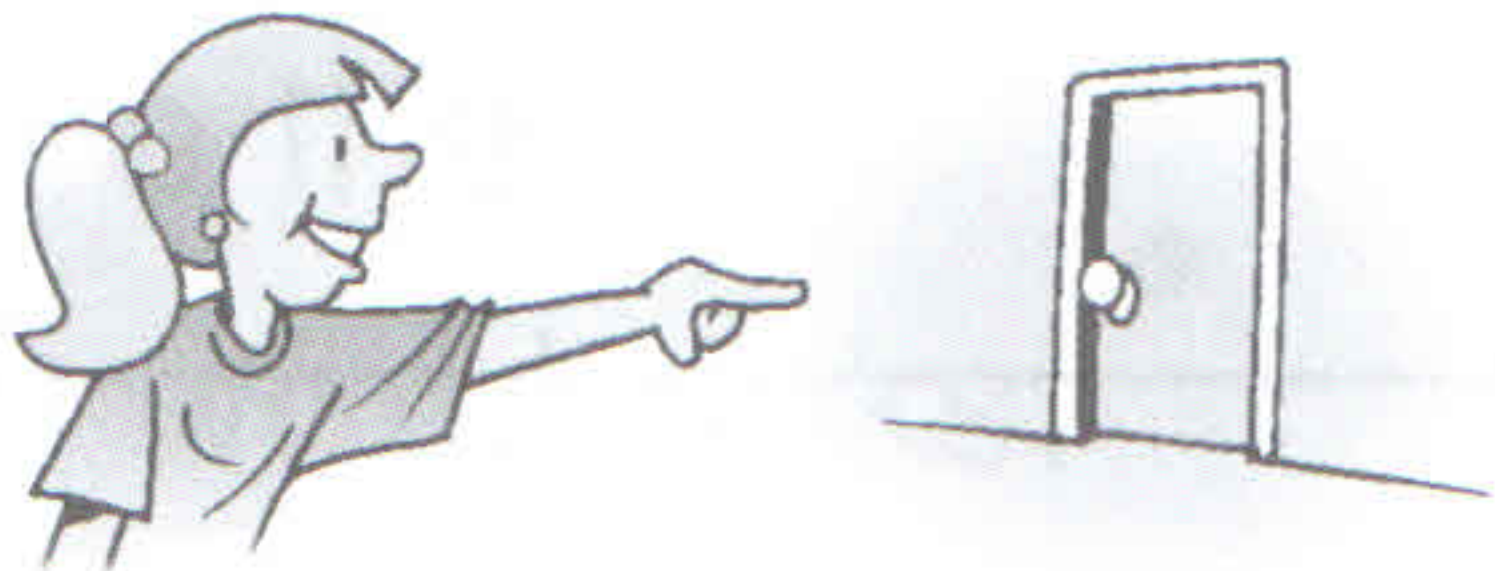
It's a paper clip.

2.



What's that?

3.



?

It's a door.

4.




?

It's a

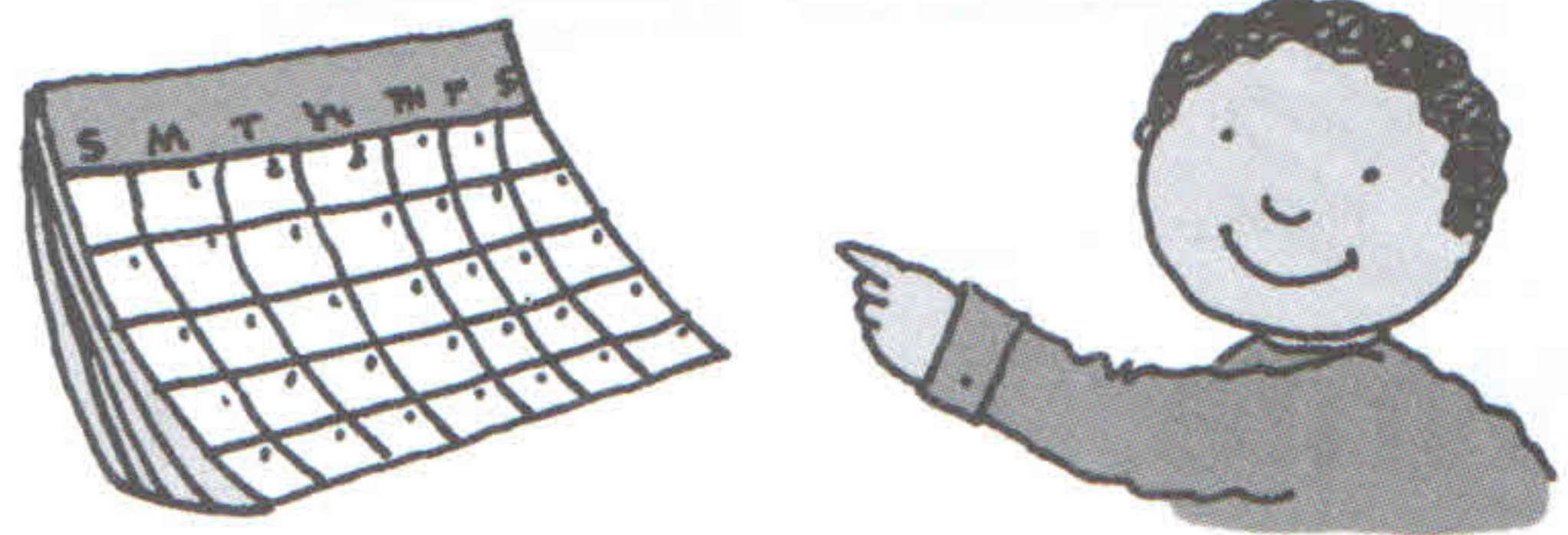
## D. Read and write.

1. Is this a picture?



Yes, it is.

2. Is that a workbook?




No, it isn't.

3. Is this a clock?



4. Is that a window?





# Let's Learn More




## A. Look and write.



Those are clocks.



These are



## B. Write.

1. This is a window.

These are windows.

2. That is a calendar.

Those are

3. This is a door.

4. That is a picture.


### C. Read and match.

1. What are these?  
They're pencil sharpeners.
2. What are those?  
They're doors.
3. What are those?  
They're pictures.
4. What are these?  
They're workbooks.



### D. Connect and write.

1. Are these windows?  
No, they aren't.
2. Are these \_\_\_\_\_?  
Yes, they are.
3. \_\_\_\_\_ pencil sharpeners?  
\_\_\_\_\_
4. \_\_\_\_\_ pictures?  
\_\_\_\_\_







# Let's Build

## A. Circle and write.

1.



little  
big

This door is little.  
That

2.



square  
round

This window is \_\_\_\_\_.  
That

3.



old  
new

This workbook is \_\_\_\_\_.  
That

4.






long  
short

This picture is \_\_\_\_\_.  
That


## B. Read and match.

- 1. These clocks are round. •
- 2. These pencil sharpeners are big. •
- 3. Those calendars are old. •
- 4. These workbooks are new. •
- 5. Those windows are square. •
- 6. These paper clips are big. •




### C. Look and check.

1.



- This bicycle is long.  
 That bicycle is long.


2.



- These erasers are square.  
 Those erasers are square.

### D. Unscramble and write.

1.



are clocks Those big

Those clocks are big.


2.



small This rabbit is

\_\_\_\_\_

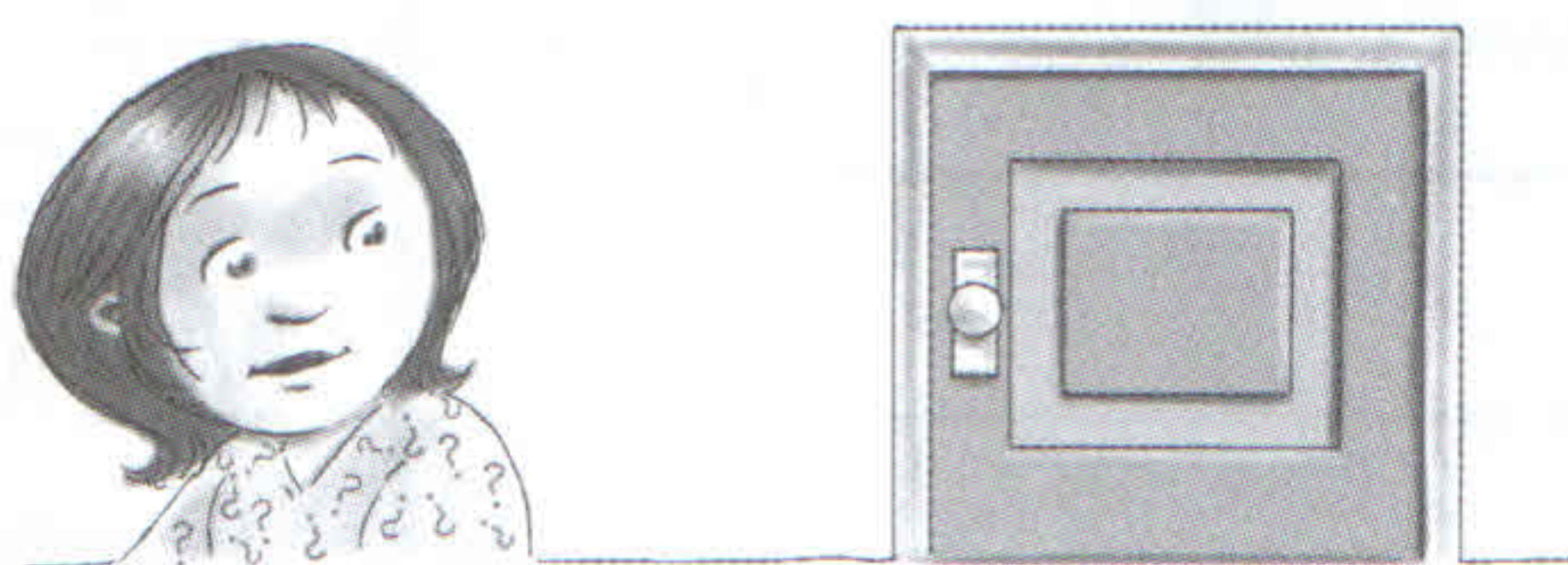
3.



pencils long are These

\_\_\_\_\_


4.



is square That door

\_\_\_\_\_


5.



new is picture This

\_\_\_\_\_

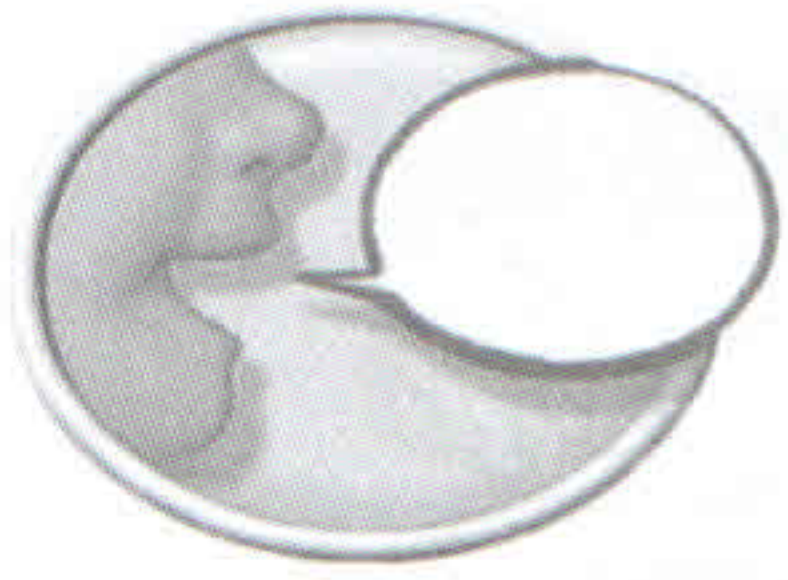
6.



Those round are calendars

\_\_\_\_\_

# Unit 2 My Things



## Let's Start

### A. Read and write.

1. Whose bag is that?



2.



It's his bag.

It's her bag.

Whose bag is that?

### B. Look and write.

1.



\_\_\_\_\_ bag is \_\_\_\_\_?

It's \_\_\_\_\_.

bag  
Whose  
Scott's  
that

2.



Whose bag \_\_\_\_\_?

It's \_\_\_\_\_.

is  
Jenny's  
that  
bag

### C. Read and match.

1. He can sing. •

2. She can dance. •

3. She can run. •

4. He can swim. •




### D. Look and write.

1.



He can \_\_\_\_\_

2.



She \_\_\_\_\_

3.



She \_\_\_\_\_

4.



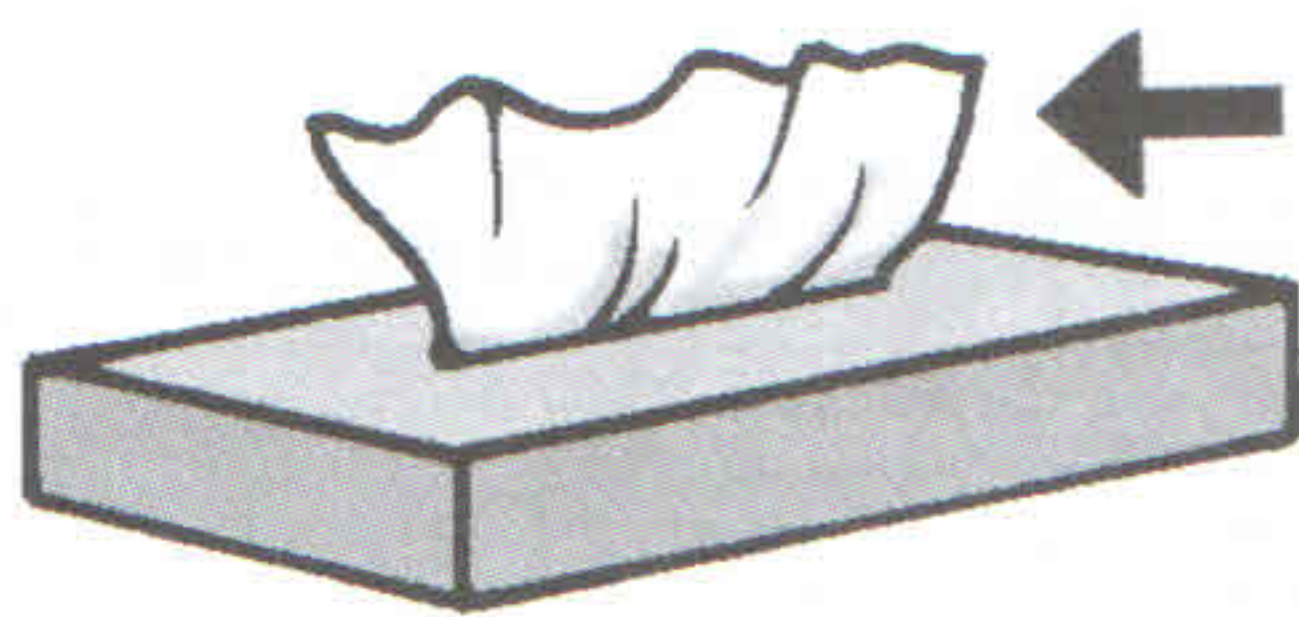
He \_\_\_\_\_





## A. Look and write.

1.




a tissue

2.

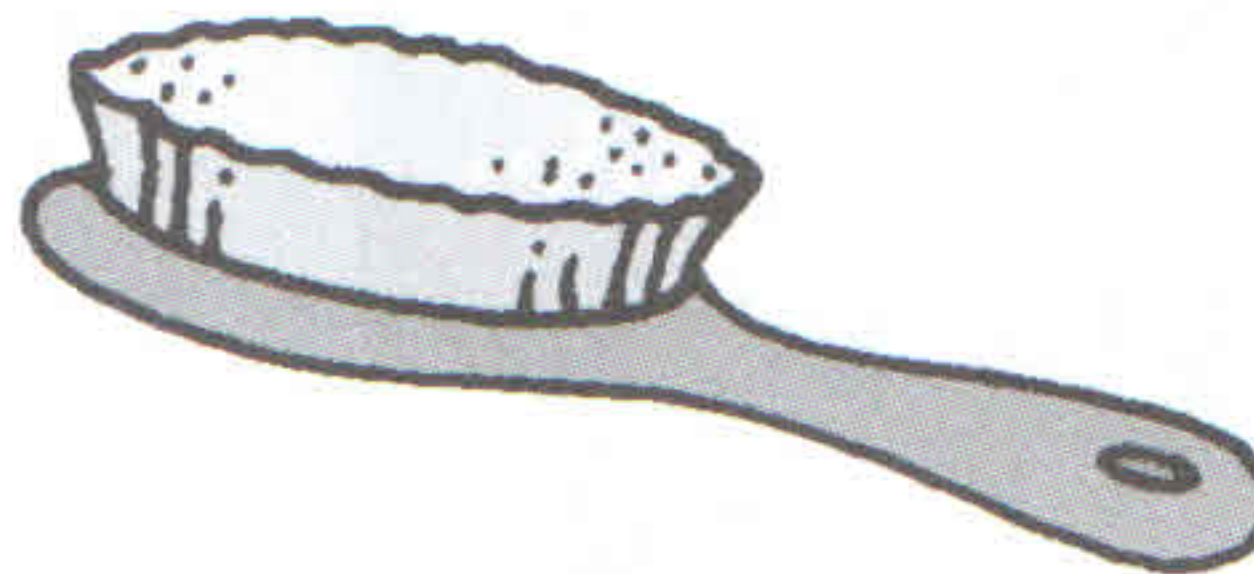


a comb  
 a watch  
 a tissue  
 a brush  
 a key  
 a coin

3.




4.



5.




6.



## B. Draw and write.

What do you have?



I have a \_\_\_\_\_

### C. Write.




1. I have a candy bar.
2. \_\_\_\_\_
3. \_\_\_\_\_




1. a comic book.
2. \_\_\_\_\_
3. \_\_\_\_\_

### D. Read and circle.

Do you have a key?



Do you have a comb?



Do you have a comic book?



Do you have a watch?





# Let's Learn More

## A. Unscramble and write.

1. ulcalaortc

calculator

2. tlalew

\_\_\_\_\_

3. rembulal

\_\_\_\_\_

4. uchln bxo

\_\_\_\_\_

5. yek hican

\_\_\_\_\_

6. ntria ssap

\_\_\_\_\_

7. marace

\_\_\_\_\_

8. simuc alyerp

\_\_\_\_\_

camera  
 key chain  
 music player  
 calculator  
 train pass  
 umbrella  
 lunch box  
 wallet

## B. Connect and write.

1.




\_\_\_\_\_

2.



\_\_\_\_\_

3.



\_\_\_\_\_

4.



She has a camera.

5.



\_\_\_\_\_

### C. Write.

1.



What does she have?

She has a lunch box.

2.



he have?

3.



?

### D. Write and check.

①



②



③



④



1. Does he have a lunch box?

Yes, he does.

No, he doesn't.

2. \_\_\_\_\_ a comb?

Yes, she does.

No, she doesn't.

3. \_\_\_\_\_ a music player?

Yes, he does.

No, he doesn't.

4. \_\_\_\_\_ a calculator?

Yes, she does.

No, she doesn't.








# Let's Build

## A. Write.



1. She has  
in her bag.



2. \_\_\_\_\_  
in his bag.

## B. Write.

1. What does she have in her hand?  
She has a comic book in her hand.




2. \_\_\_\_\_  
he have in his hand?  
comb in his hand.



3. \_\_\_\_\_  
brush



4. \_\_\_\_\_  
music player



## C. Read and check.

1. Does he have a camera in his bag?

- Yes, he does.  
 No, he doesn't.

2. Does he have a watch in his bag?



- Yes, he does.  
 No, he doesn't.

3. Does she have a wallet in her bag?

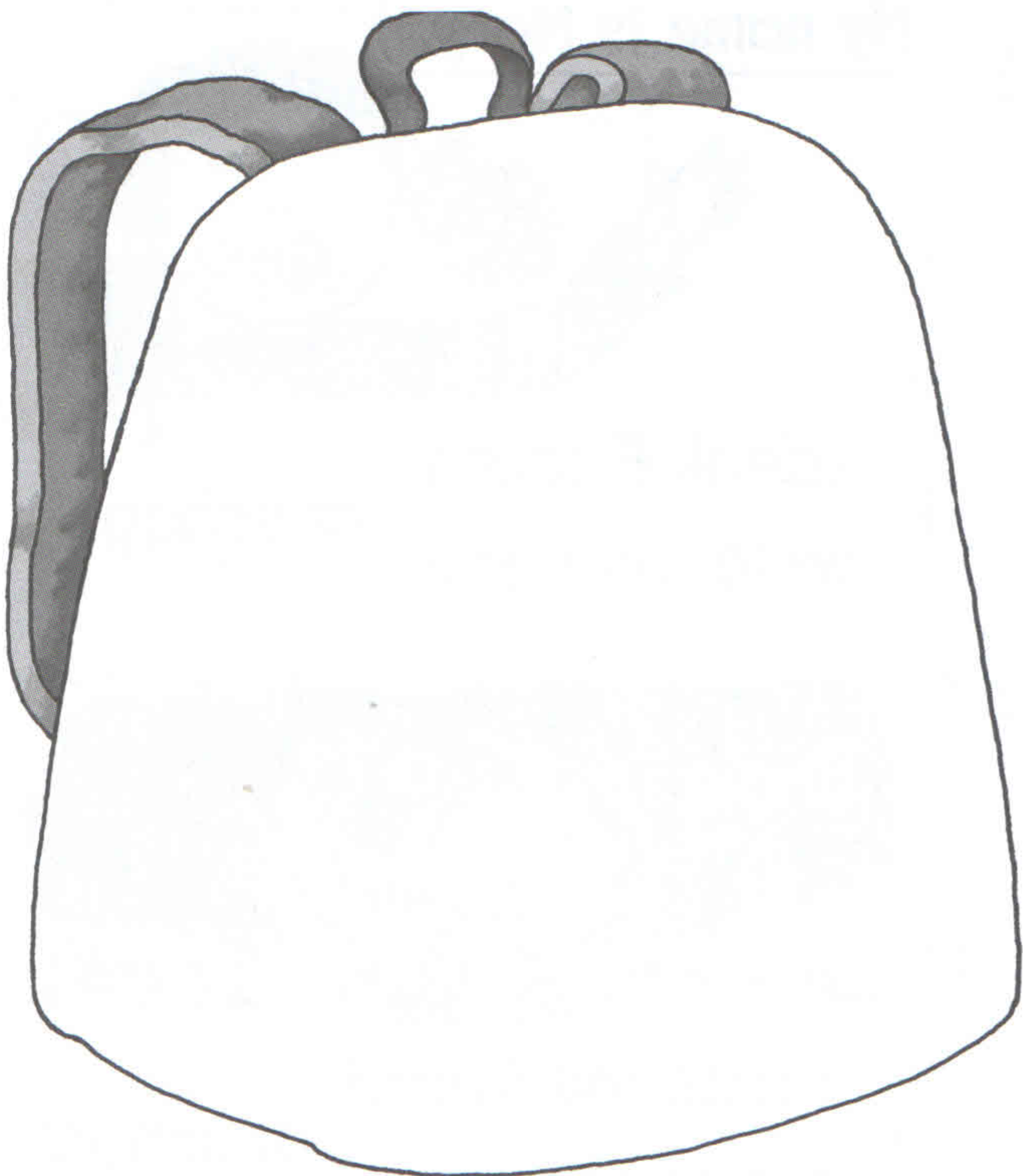
- Yes, she does.  
 No, she doesn't.

4. Does she have a CD in her bag?

- Yes, she does.  
 No, she doesn't.



## D. Draw and write.



What do you have in your bag?



1. I have \_\_\_\_\_
2. \_\_\_\_\_
3. \_\_\_\_\_



# Units 1-2 Listen and Review

## A. Read and match.

1. What are these? •



• It's his bag.

2. What does he have in his hand? •




• Yes, she does.

3. Does she have a watch? •



• They're windows.

4. Whose bag is that? •



• He has a train pass in his hand.

## B. Read and circle.

1.



He can swim.  
sing.

2.

My name is Mary.



I speak English  
write my name at school.

3.



She can dance.  
run.

4.



I erase the board  
read books at school.

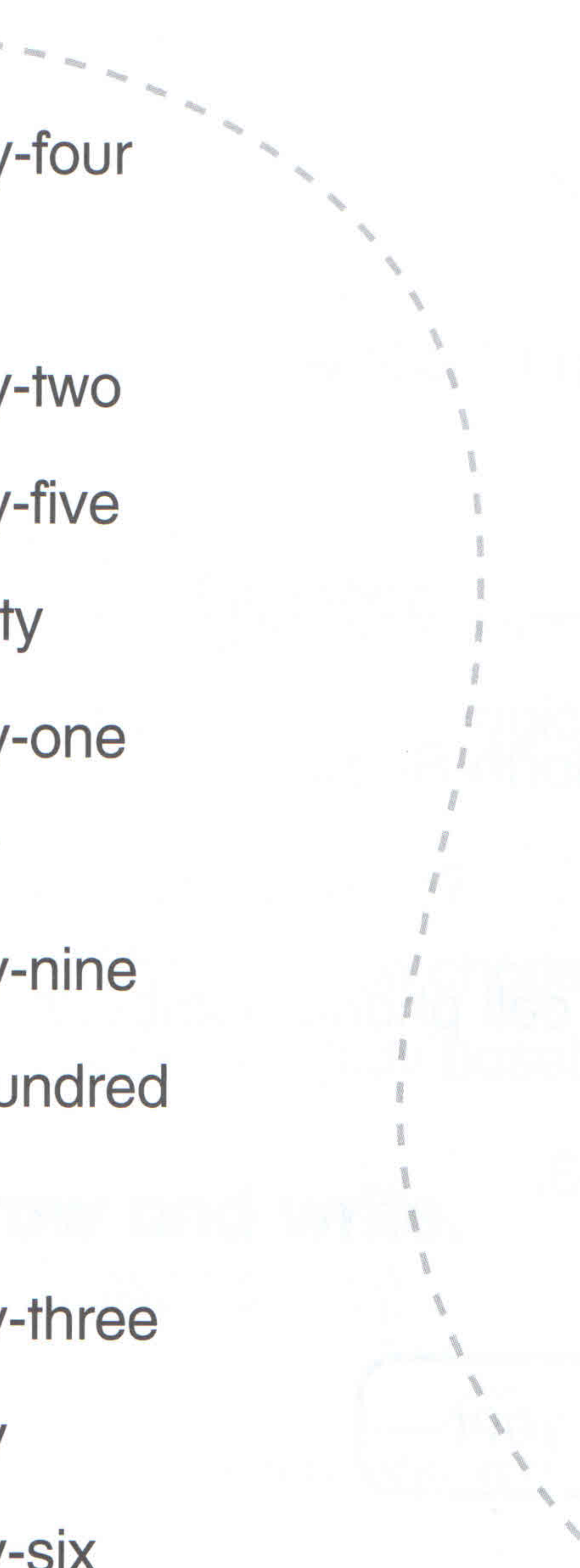


# Let's Learn About Numbers 20-100

## A. Match.

- thirty
- twenty-four
- forty
- twenty-two
- twenty-five
- seventy
- twenty-one
- ninety
- twenty-nine
- one hundred
- sixty
- twenty-three
- twenty
- twenty-six
- twenty-eight
- eighty
- twenty-seven
- fifty

- 21
- 29
- 70
- 20
- 50
- 26
- 100
- 24
- 22
- 40
- 25
- 80
- 27
- 30
- 60
- 23
- 28
- 90



## B. Count and write.

1.

twenty-nine

2.

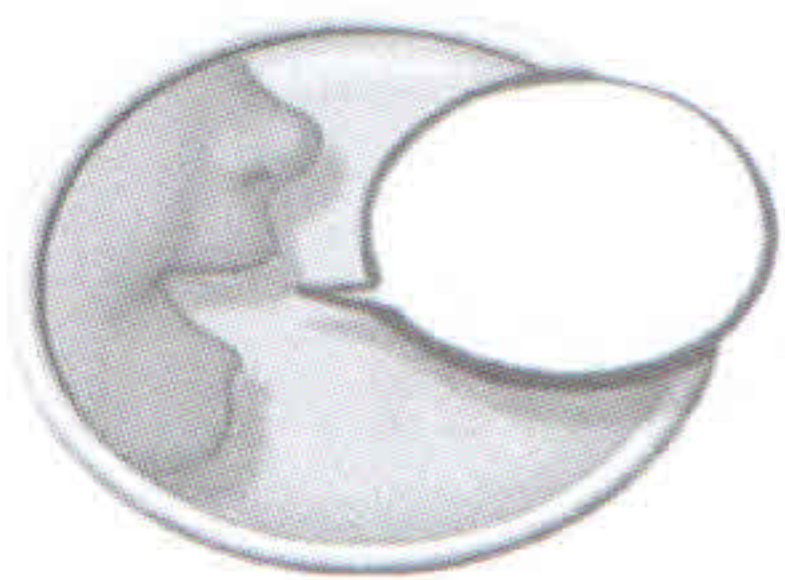
3.

4.

5.



# Unit 3 My House



## Let's Start

### A. Write.


1.



Where do you live?

I \_\_\_\_\_ in Hillsdale.

2.



What's \_\_\_\_\_ address?

\_\_\_\_\_ 16 North Street.

3.



\_\_\_\_\_ your cell phone number?

It's (798) 555-2043.

It's live What's your

### B. Write.

Where do you live?



---

---

## C. Read and check.

1. What can he do?

- He can use chopsticks.
- He can do a magic trick.



2. What can she do?

- She can ice-skate.
- She can play baseball.



3. What can he do?

- He can ice-skate.
- He can do a magic trick.



4. What can she do?

- She can use chopsticks.
- She can play baseball.



## D. Draw and write.

What can you do?

A large empty rectangular box intended for the student to draw a picture of themselves performing an activity.

I can \_\_\_\_\_.

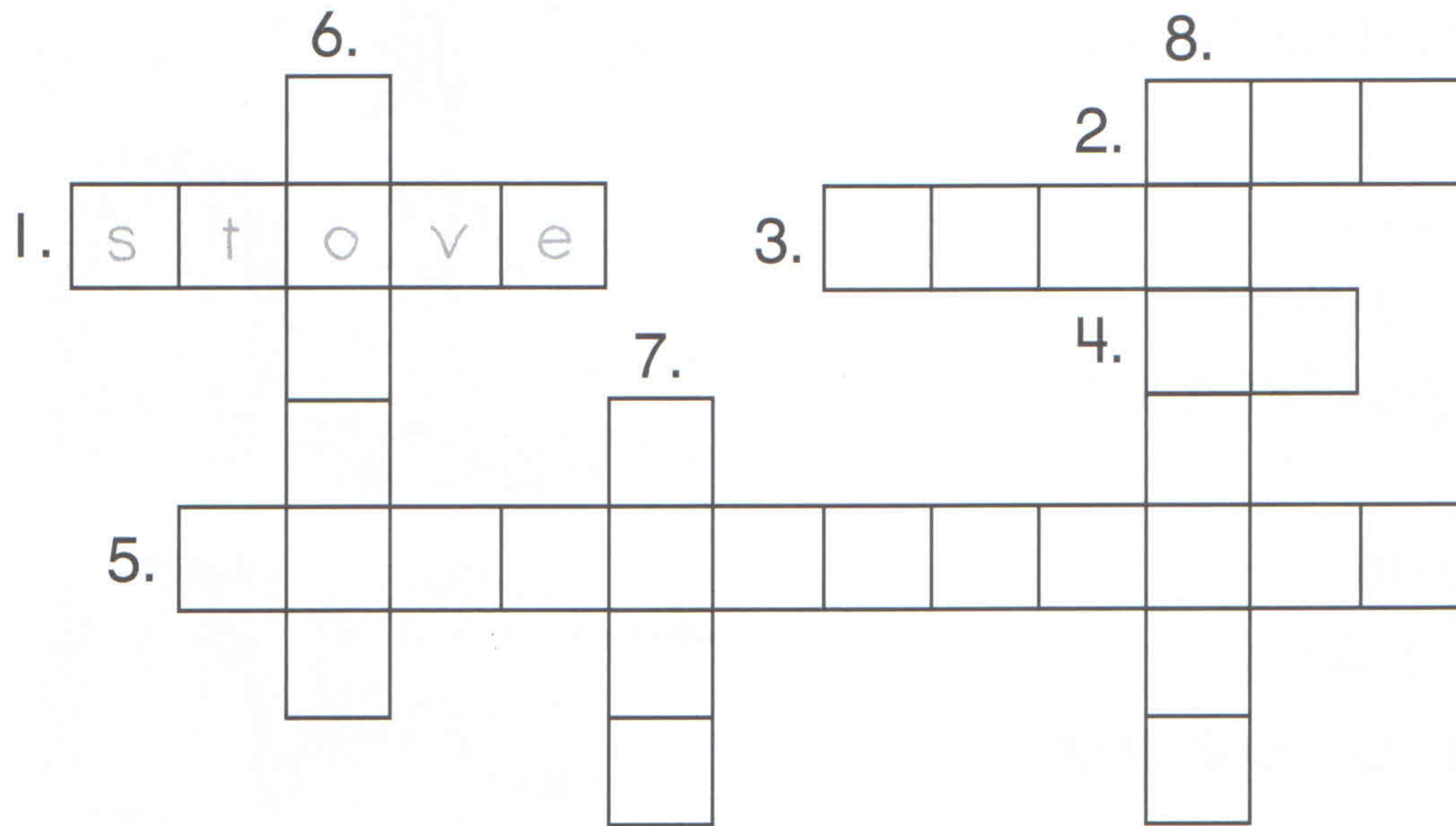
A large empty rectangular box intended for the student to draw a picture of themselves performing an activity.

I can \_\_\_\_\_.



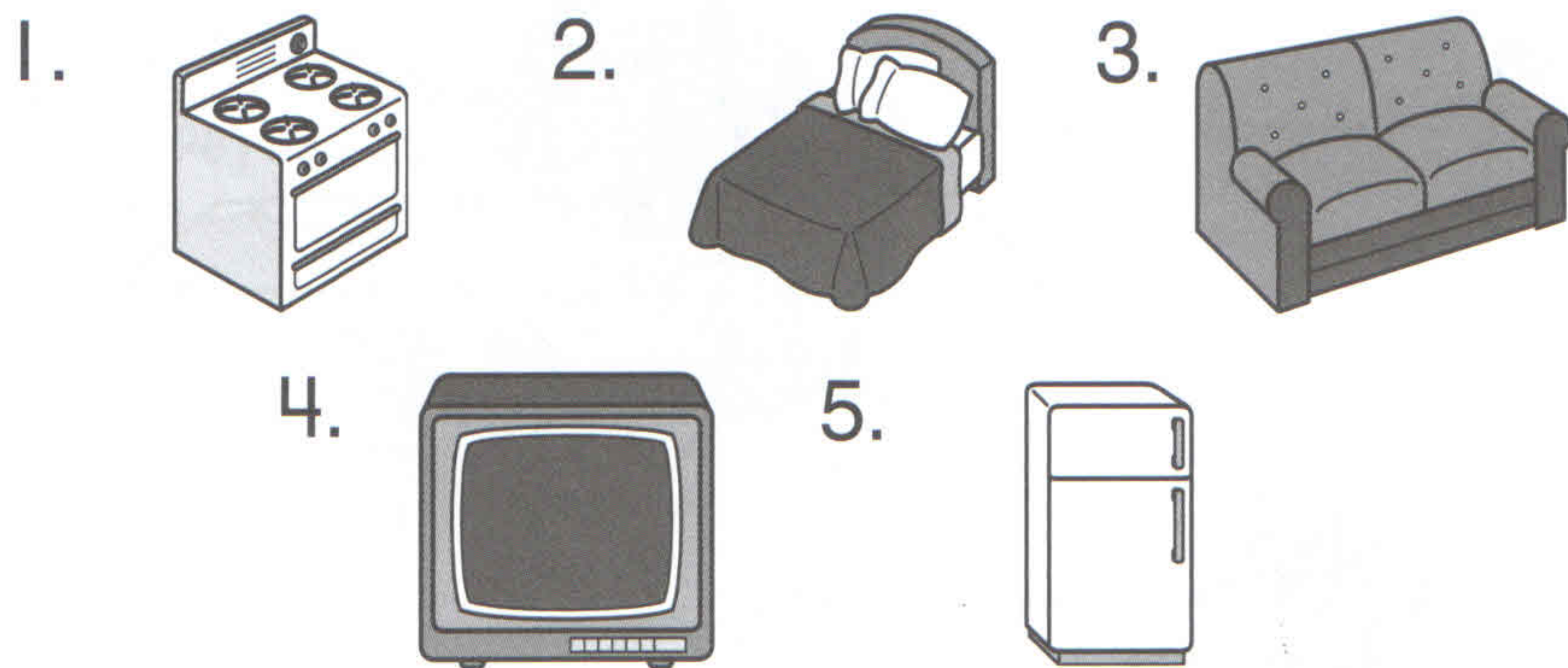
# Let's Learn

## A. Look and write.

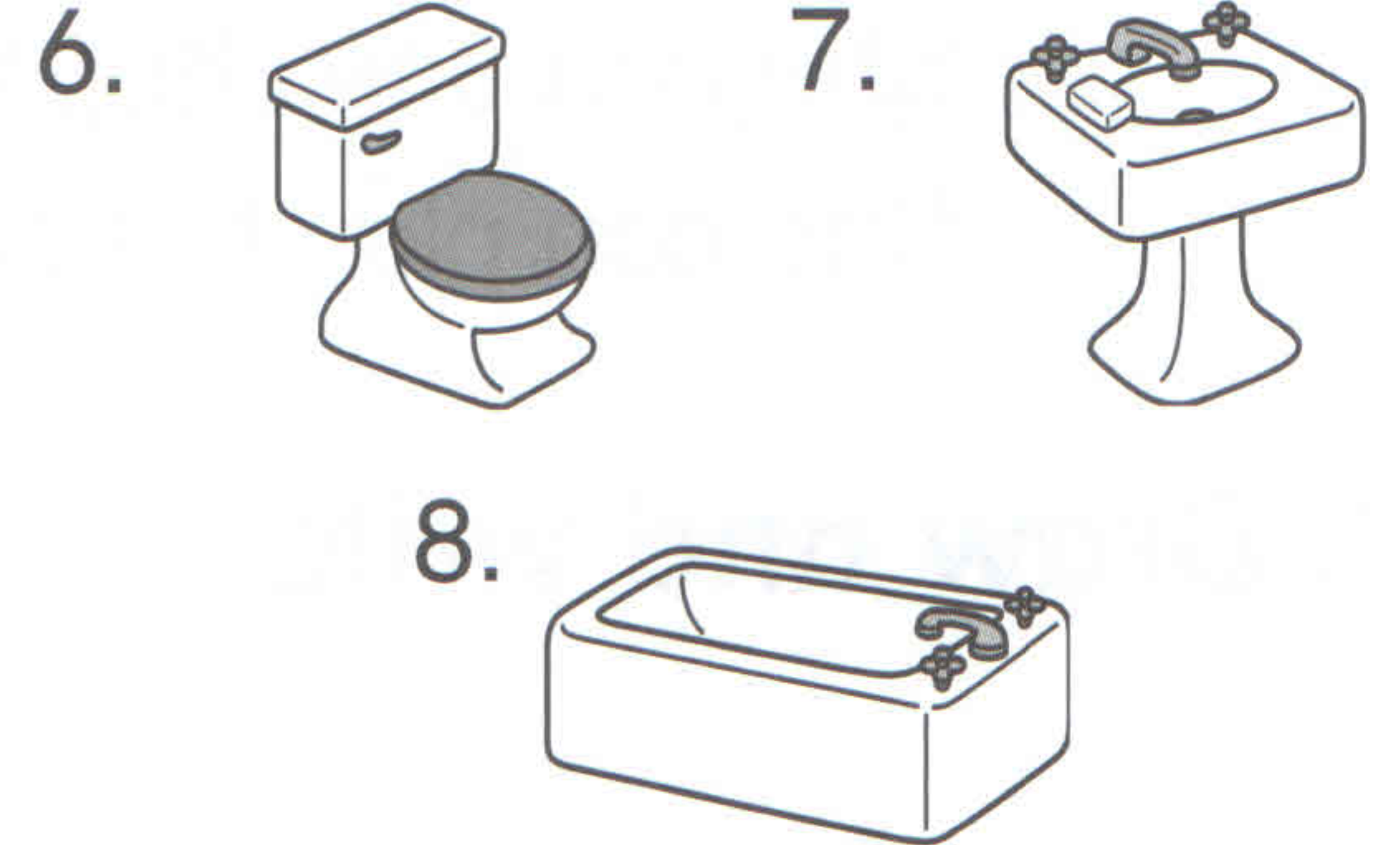


- bed
- bathtub
- sofa
- stove
- sink
- TV
- refrigerator
- toilet


### Across



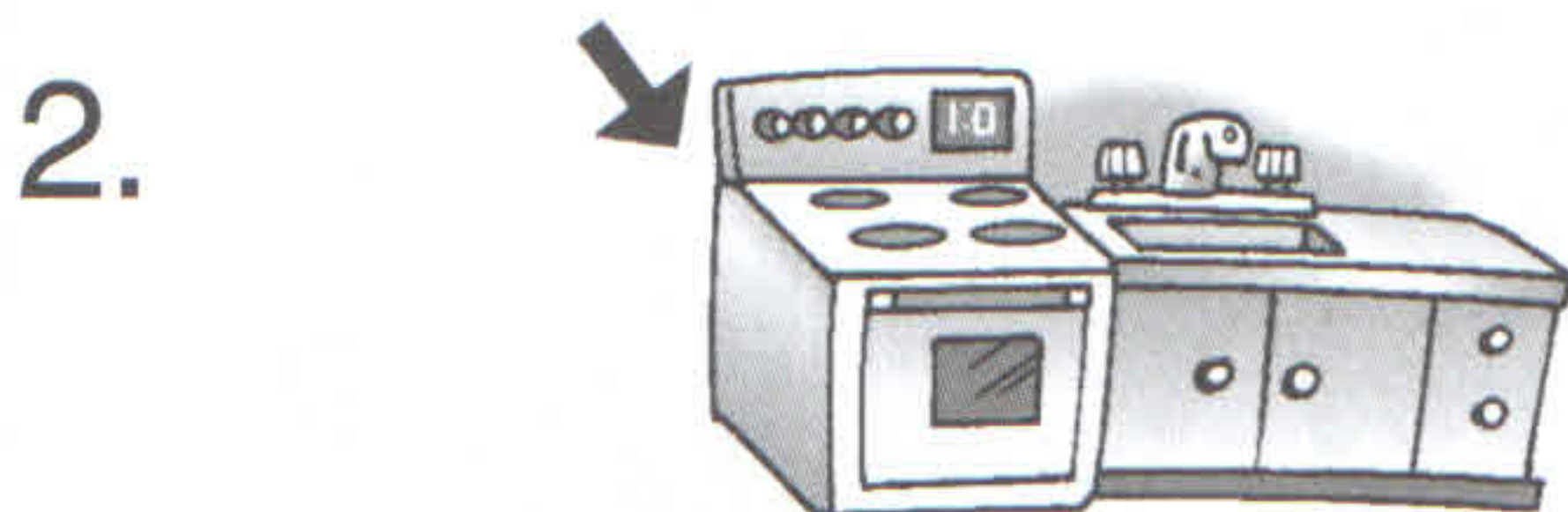
### Down



## B. Look and write.



The lamp is in the bedroom.




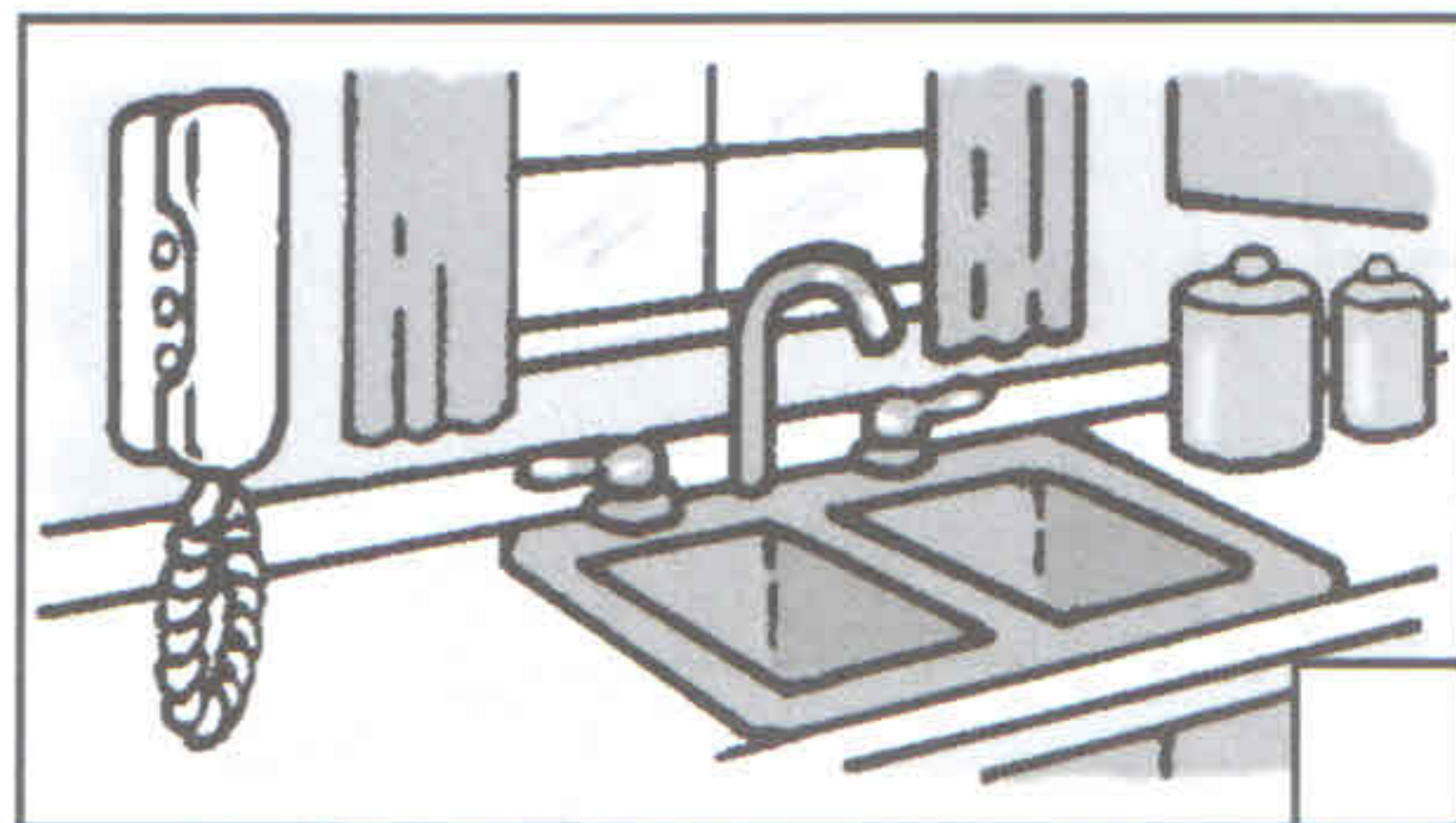
kitchen.





living room.

## C. Read and check.


1. Where's the telephone?  
It's in the bedroom.



2. Where's the TV?  
It's in the living room.



## D. Look and write.



1. Is there a TV in the bedroom?

Yes, there is.

2. Is there a sofa in the living room?

\_\_\_\_\_

3. Is there a bed in the kitchen?

\_\_\_\_\_

4. Is there a TV in the bathroom?

\_\_\_\_\_







# Let's Learn More

## A. Write.

1.



2.



3.




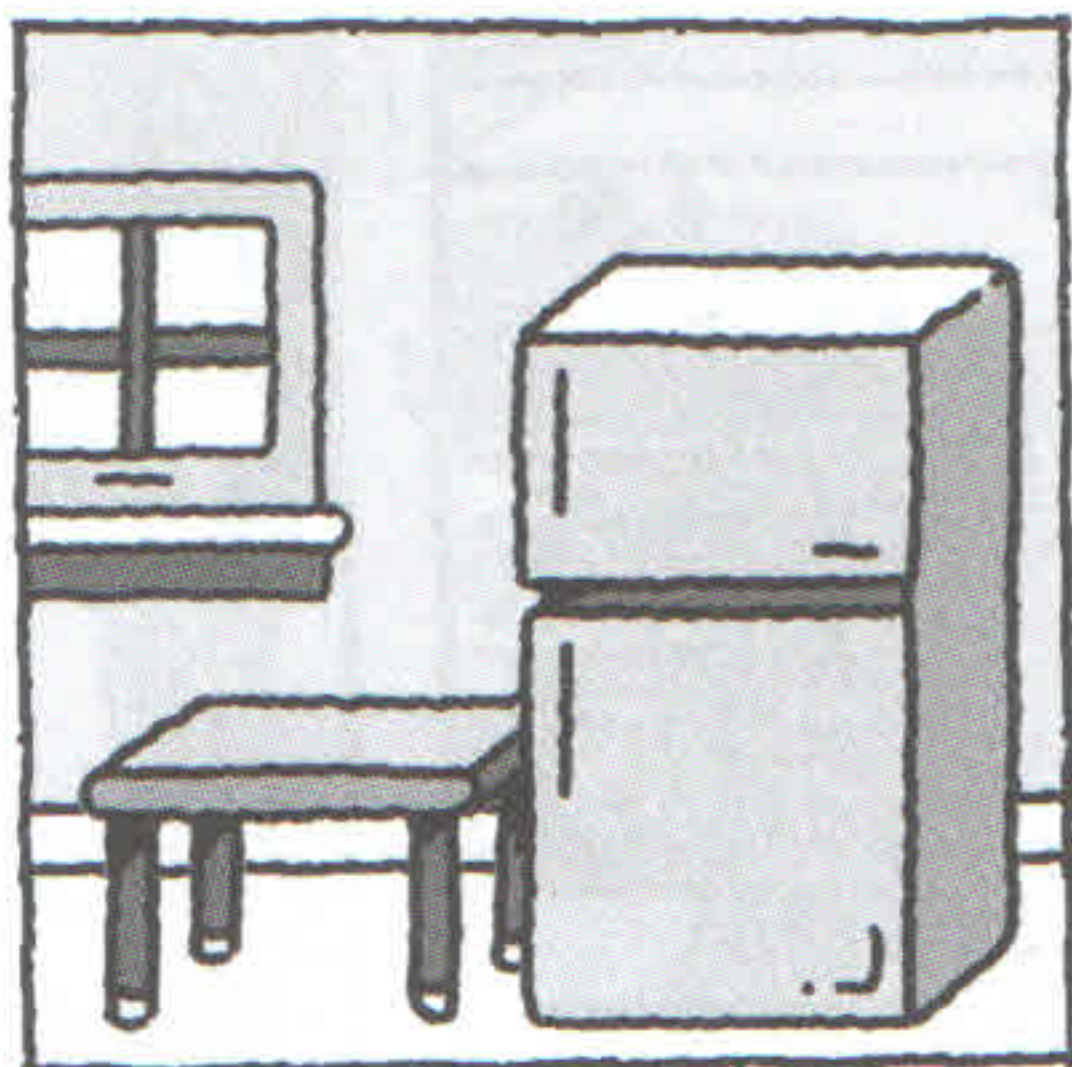
in front of

next to



behind

## B. Read and check.



1. There's a stove next to the refrigerator.




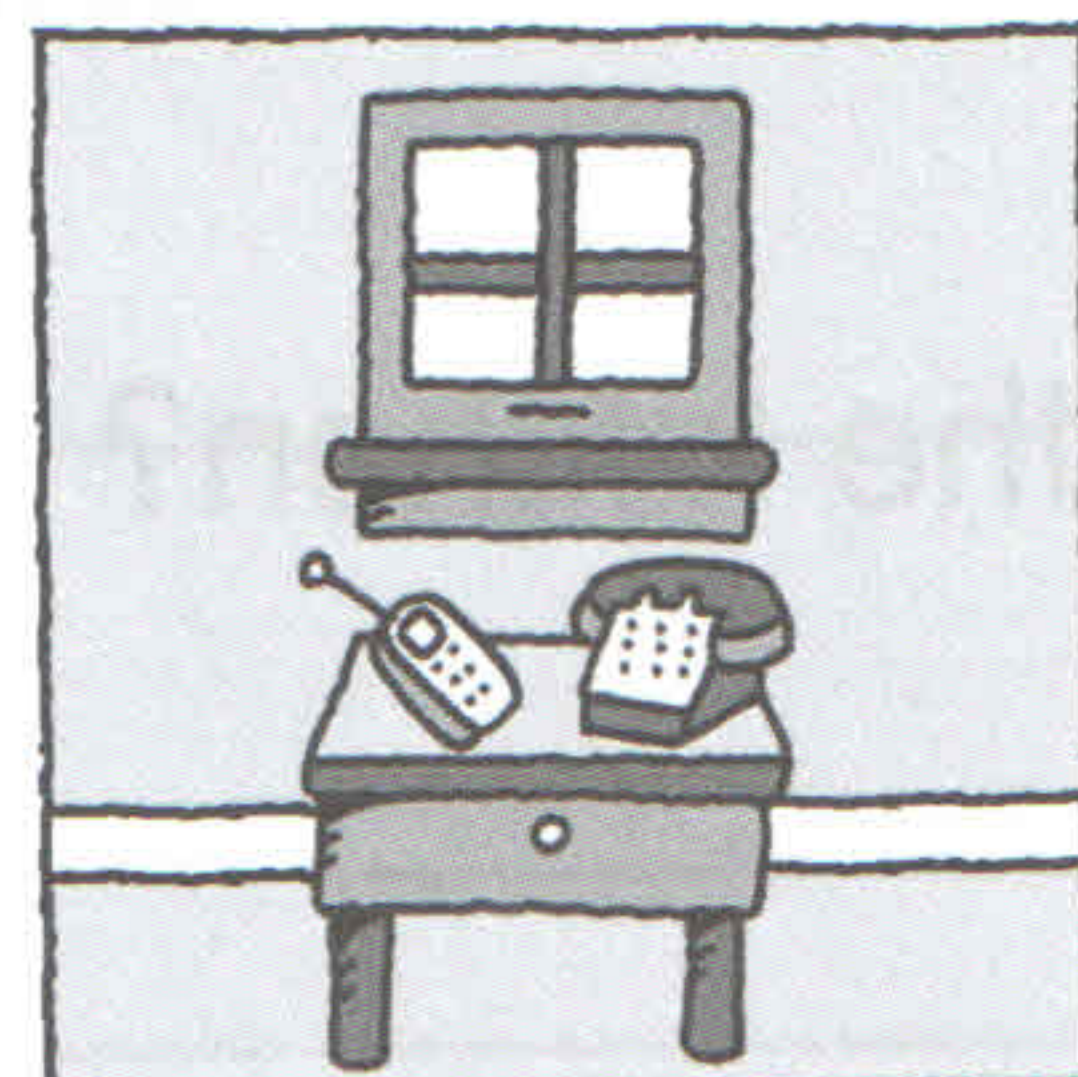
2. There's a table in front of the sofa.




3. There are lamps behind the bed.



4. There are telephones in front of the window.




### C. Look, read, and write.



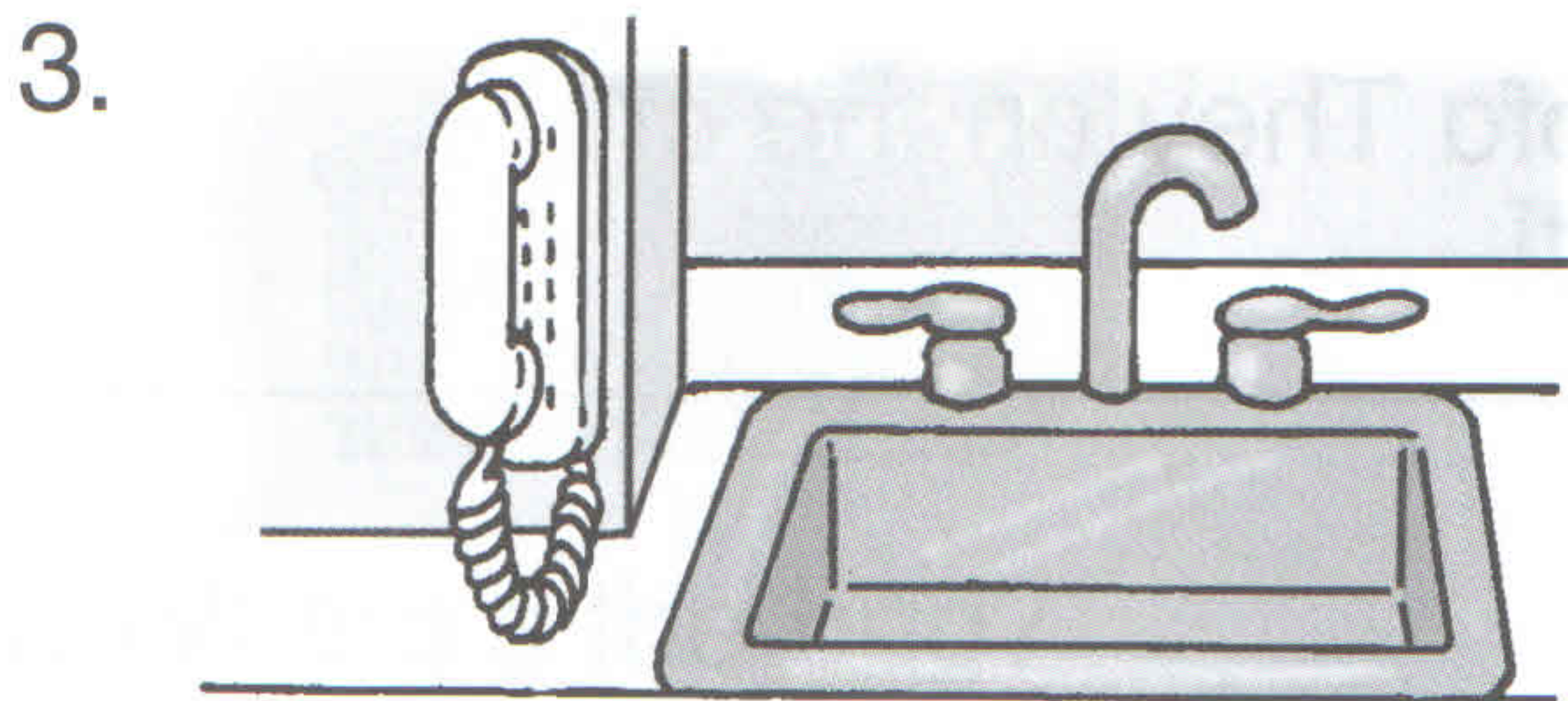
Is there a bathtub next to the toilet?

No, there isn't.




Is there a lamp behind the TV?

\_\_\_\_\_



Is there a telephone next to the sink?


\_\_\_\_\_



Is there a TV in front of the bed?

\_\_\_\_\_

### D. Look, read, and check.



1. Are there lamps next to the bed?

Yes, there are.  No, there aren't.

2. Are there windows behind the bed?

Yes, there are.  No, there aren't.

3. Are there telephones next to the bed?


Yes, there are.  No, there aren't.





# Let's Build

## A. Unscramble and write.



1. the are Where books

\_\_\_\_\_ ?

under table are They the

\_\_\_\_\_

2. the Where cats are

\_\_\_\_\_ ?

sofa They on the are

\_\_\_\_\_

## B. Match.

There's a cat in front of the dog.



There's a dog behind the cat!

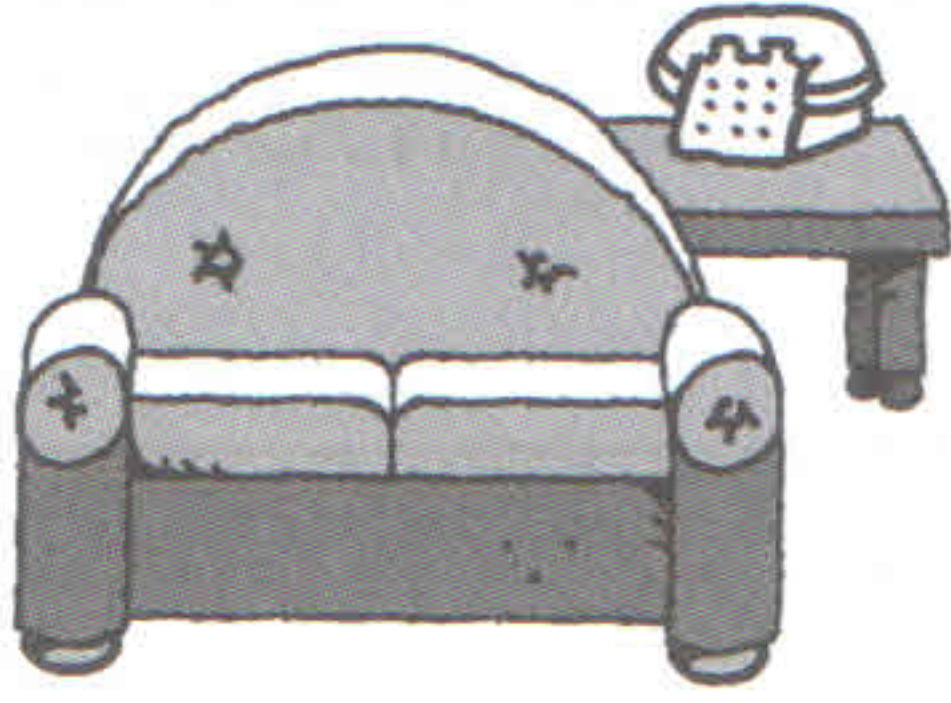


- 1. There's a stove next to the refrigerator. •
- 2. There's a toilet behind the door. •
- 3. There's a bed in front of the window. •
- 4. There's a cat on the bed. •

- There's a window behind the bed.
- There's a bed under the cat.
- There's a door in front of the toilet.
- There's a refrigerator next to the stove.


## C. Read and write.

1. Where's the telephone?




It's on the table behind the sofa.

2. Where's the dog?




It's \_\_\_\_\_ the box \_\_\_\_\_ the refrigerator.

3. Where's the duck?



It's \_\_\_\_\_ the sink \_\_\_\_\_ the stove.

4. Where's the bag?



It's \_\_\_\_\_ the bed \_\_\_\_\_ the window.

## D. Read and check.

1. Is there a spider on the refrigerator?

Yes, there is.

No, there isn't.



2. Is there a cat on the bed?

Yes, there is.

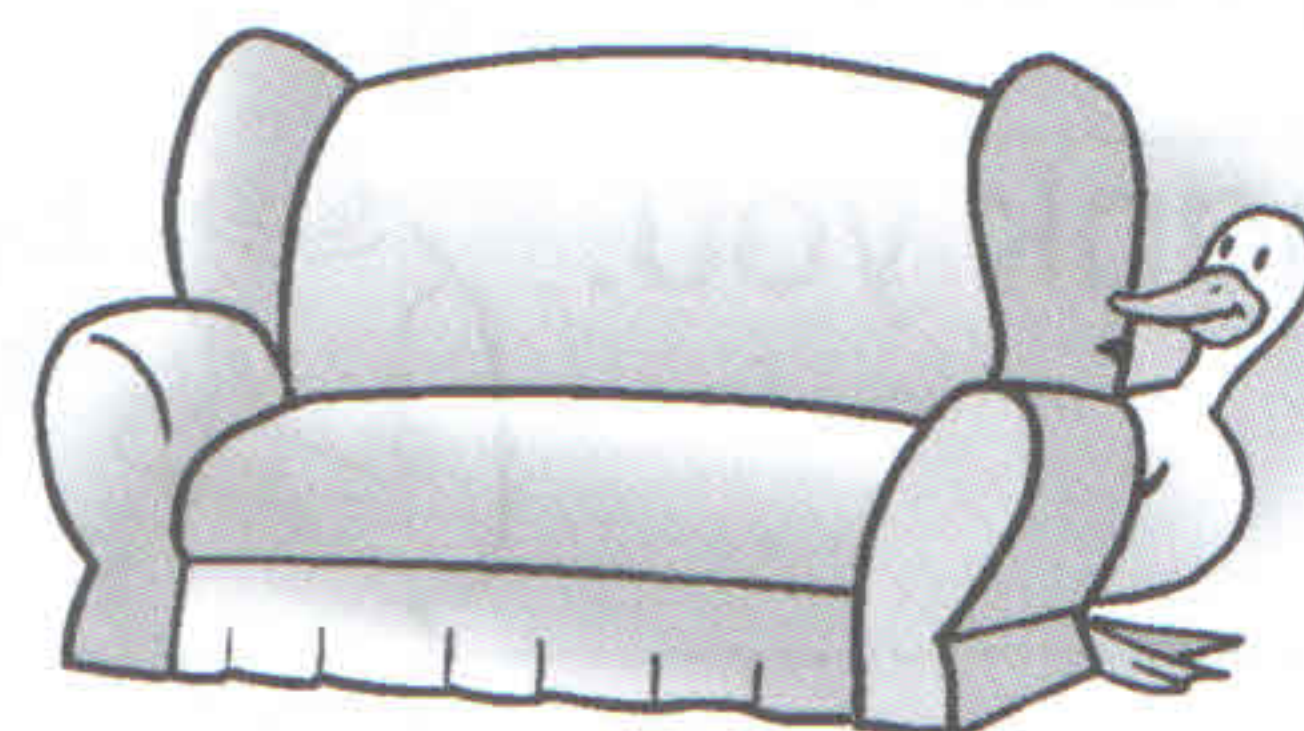
No, there isn't.



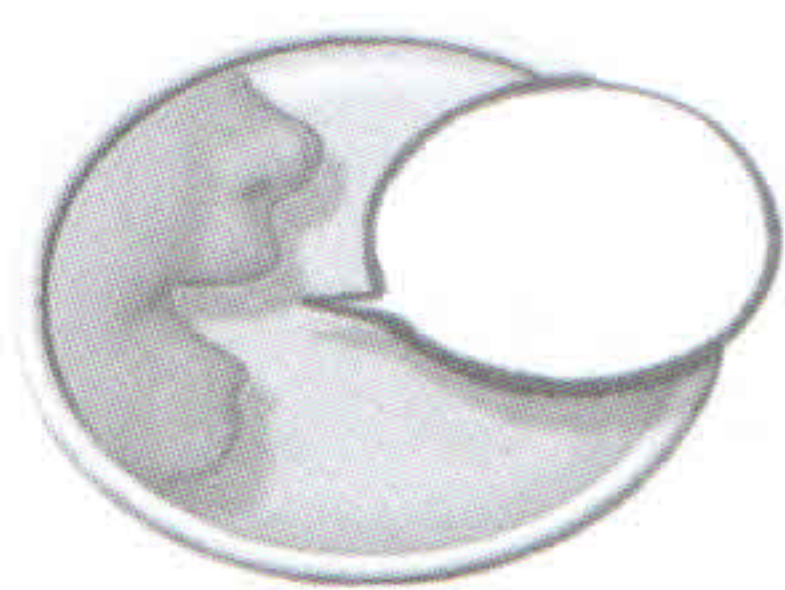
3. Is there a duck in front of the sofa?

Yes, there is.

No, there isn't.



# Unit 4 Things To Eat



## Let's Start

### A. Read and write.

What's for \_\_\_\_\_, Mom?

Do you want \_\_\_\_\_?

Mmm. That's good.  
I like spaghetti.

Yes, please!

I do, too.

No, thank \_\_\_\_\_!

lunch spaghetti you

### B. Look, read, and check.

1. Do you want spaghetti?

- Yes, please.  
 No, thank you.



2. Do you want a candy bar?

- Yes, please.  
 No, thank you.



3. Do you want an orange?

- Yes, please.  
 No, thank you.



4. Do you want ice cream?

- Yes, please.  
 No, thank you.



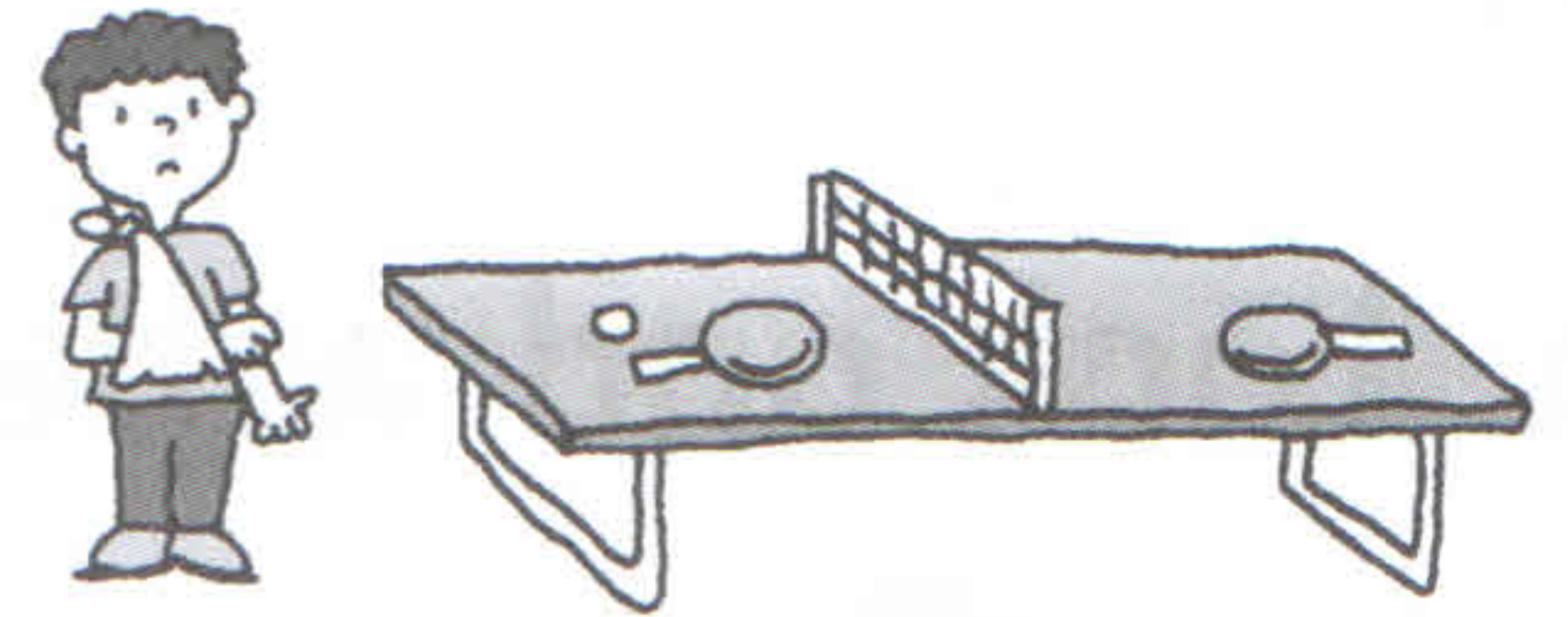
### C. Read and match.

1. Can he wink?  
Yes, he can.

2. Can she do a cartwheel?  
No, she can't.

3. Can she type?  
Yes, she can.

4. Can he play Ping-Pong?  
No, he can't.



### D. Look and write.

1.



Can he do a cartwheel?

Yes, he can.

2.



Can he \_\_\_\_\_?

No, he can't.

3.



?

4.



?





# Let's Learn

## A. Look and write.

1.




hot chocolate

2.




\_\_\_\_\_

3.




\_\_\_\_\_

4.



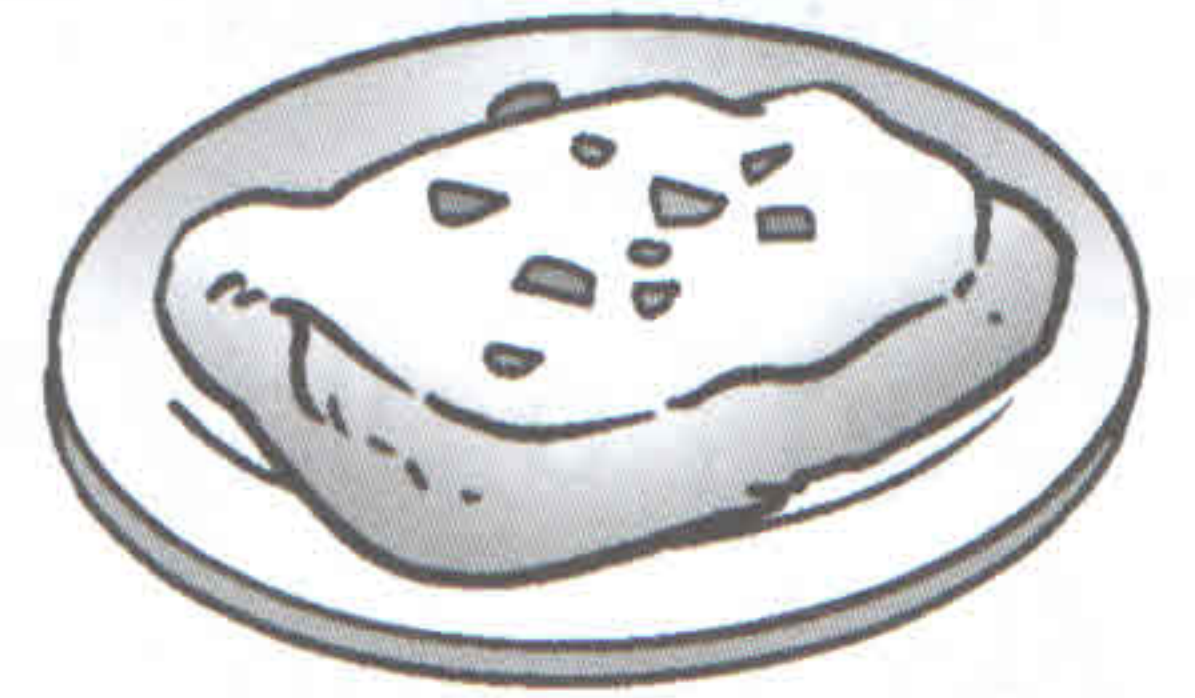
\_\_\_\_\_

5.



\_\_\_\_\_

6.




\_\_\_\_\_

7.



\_\_\_\_\_

8.



\_\_\_\_\_

an omelet  
yogurt

a peach  
cereal

a pear  
tea

a pancake  
hot chocolate

## B. Unscramble and write.

1. a He pear wants

He wants a pear.

2. omelet wants She an

\_\_\_\_\_

3. She tea wants

\_\_\_\_\_

4. wants yogurt He

\_\_\_\_\_

### C. Read, connect, and write.

1. What does she want?



\_\_\_\_\_

2. What does she want?



\_\_\_\_\_

3. What does he want?



She wants tea.

4. What does she want?



\_\_\_\_\_

5. What does he want?



\_\_\_\_\_

6. What does he want?



\_\_\_\_\_

### D. Look and check.



1. Does she want cereal?

- Yes, she does.
- No, she doesn't.



2. Does he want hot chocolate?






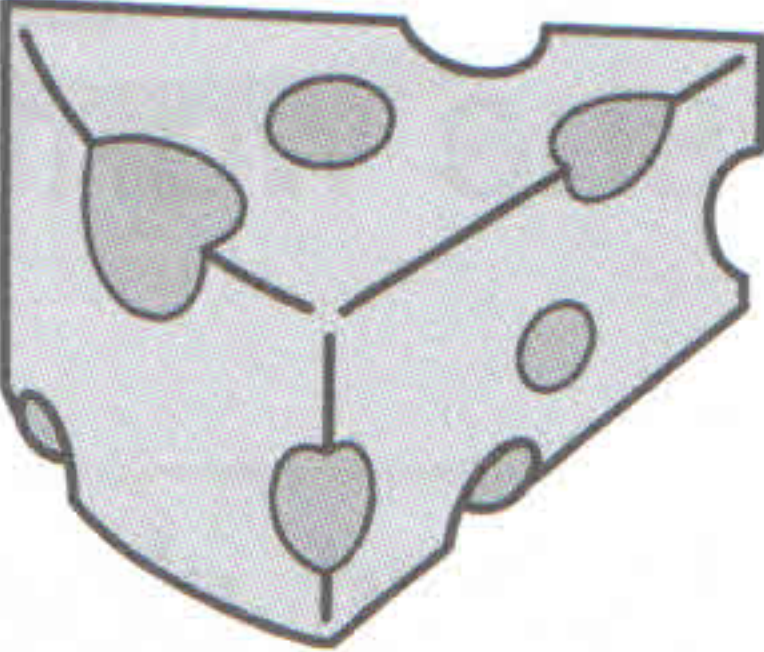
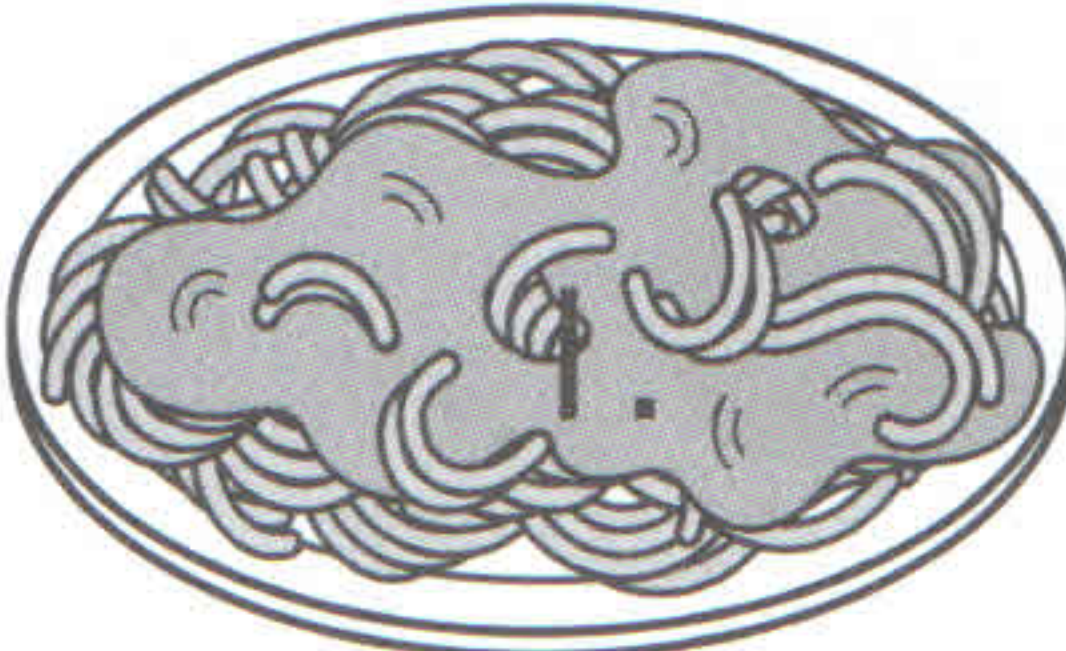
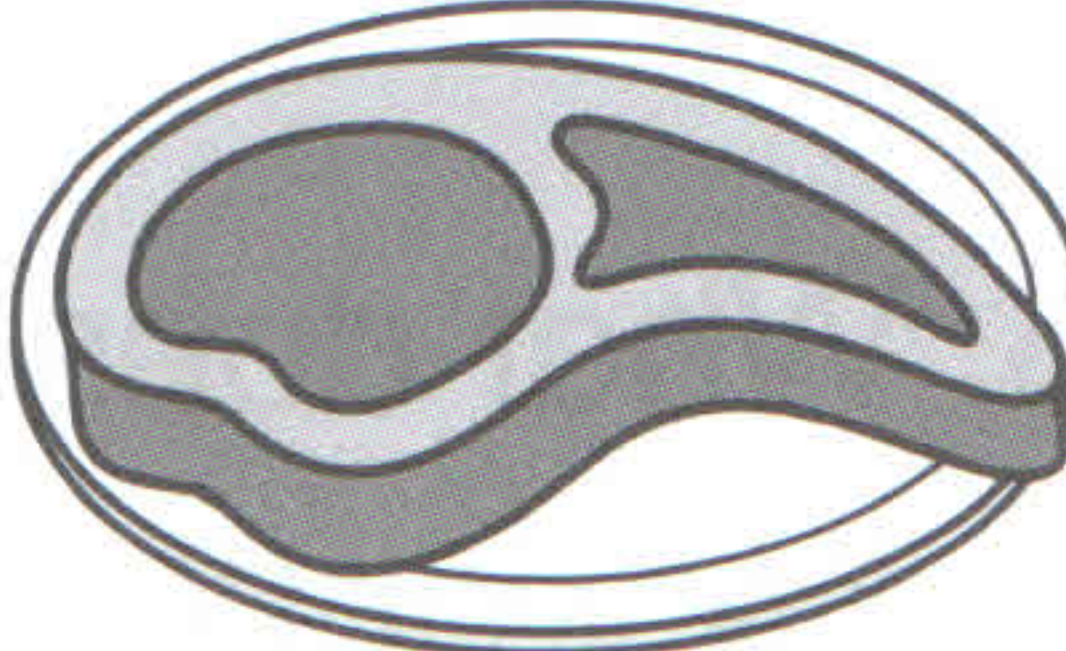
- Yes, he does.
- No, he doesn't.






## A. Find and circle.


a	p	l	f	u	r	g	p	x	o
h	a	m	b	u	r	g	e	r	s
x	n	h	w	j	m	a	a	s	t
x	c	s	t	e	w	e	c	h	o
s	a	o	p	l	w	d	h	e	r
t	k	p	a	s	d	f	e	a	k
e	e	a	g	h	b	t	s	o	u
a	s	s	x	g	r	a	p	e	s
k	s	p	a	g	h	e	t	t	i
y	v	a	s	c	h	e	e	s	e

1. 
2. 
3. 
4. 
5. 
6. 
7. 
8. 

## B. Look and write.




He likes \_\_\_\_\_







### C. Read and match.

1. What does he like?  
He likes hamburgers.
2. What does she like?  
She likes grapes.
3. What does she like?  
She likes stew.
4. What does he like?  
He likes peaches.



### D. Look, read, and write.

1. 
2. 
3. 
4. 

Does she like pancakes?

Yes, she does.

Does he like \_\_\_\_\_ ?

No, he doesn't.

\_\_\_\_\_ ?

\_\_\_\_\_ .

\_\_\_\_\_ ?


\_\_\_\_\_ .





# Let's Build


## A. Look and circle.



She likes doesn't like cheese.



He wants doesn't want pancakes.




She wants doesn't want an omelet.




He likes doesn't like yogurt.

## B. Write.



He doesn't want a dog.

He wants a cat.



She doesn't \_\_\_\_\_ rabbit.

She \_\_\_\_\_ frog.




\_\_\_\_\_ bird.

\_\_\_\_\_ turtle.

### C. Look, read, and write.


1.



Does she want a pear or a peach?

She wants a peach.


2.



Does she want a giraffe or a tiger?

\_\_\_\_\_

3.



Does he want a camera or a music player?

\_\_\_\_\_

4.



Does he want a banana or a cookie?

\_\_\_\_\_

### D. Count and write.


1.



How many eggs does she want?

She wants three eggs.

2.



How many pancakes does he want?

\_\_\_\_\_

3.



How many sandwiches does she want?

\_\_\_\_\_

4.



How many milkshakes does he want?

\_\_\_\_\_





# Units 3-4 Listen and Review

## A. Read and write.

1. Where's the bed?

\_\_\_\_\_

2. What does he like?

\_\_\_\_\_

3. Where's the telephone?

\_\_\_\_\_


4. Does he want grapes or yogurt?

\_\_\_\_\_

He likes cereal.  
He wants grapes.


It's in the bedroom.  
It's next to the lamp.

## B. Look and write the question.




Where's the \_\_\_\_\_?

It's in the kitchen.



\_\_\_\_\_?

She wants an omelet.



\_\_\_\_\_?

He likes hamburgers.



\_\_\_\_\_?

She wants two pears.



# Let's Learn About the Months

## A. Number.

March

July

September

November

June

February

December

May

August

October

January

April

## B. Look and write.

1. What month is it?




It's February.

2. What month is it?



It's \_\_\_\_\_

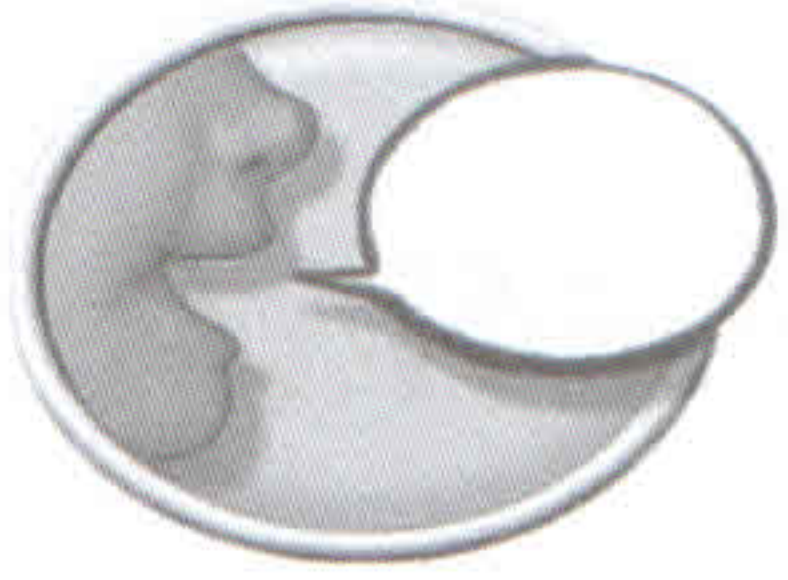
3. What month is it?



4. What month is it?






# Unit 5 Occupations



## Let's Start

### A. Write.



What's      welcome      sick      she      nurse

### B. Read and connect.

- 1. What's the matter? •
  - 2. Who's she? •
  - 3. I'm sick. •
  - 4. Thanks for your help. •
- That's too bad.
  - You're welcome.
  - I'm sick.
  - She's the new nurse.

### C. Look and number.



I make breakfast every morning.


I wake up every morning.

I get dressed every morning.

I get out of bed every morning.

### D. Check.






I get out of bed every morning.






I get dressed every morning.







## A. Look and write.

Who's she?

1.



She's a nurse.

2.



3.



4.



Who's he?

5.



He's

6.



7.



8.



a shopkeeper    a cook    a nurse    a farmer    a taxi driver  
 a train conductor    an office worker    a police officer

## B. Connect and write.



Ms. Lee



Mr. Brown



Mrs. Smith



Mr. Jones

\_\_\_\_\_

\_\_\_\_\_

She's Ms. Lee.

She's a nurse.

\_\_\_\_\_

\_\_\_\_\_

\_\_\_\_\_

\_\_\_\_\_

## C. Read and match.

1. Is she a taxi driver?

Yes, she is.

2. Is she a cook?

No, she isn't. She's a nurse.

3. Is he a shopkeeper?

Yes, he is.





## C. Look and write.

Who are they?

1.



Mr. and Mrs. Smith

They're Mr. and Mrs. Smith.

They're

2.




Jack and Billy Thompson

\_\_\_\_\_

\_\_\_\_\_

3.




Ms. Long and Ms. Park

\_\_\_\_\_

\_\_\_\_\_

## D. Read and circle.

1. Are they teachers?



Yes, they are.

No, they aren't.

2. Are they doctors?



Yes, they are.

No, they aren't.

3. Are they engineers?



Yes, they are.

No, they aren't.

4. Are they dentists?



Yes, they are.

No, they aren't.





# Let's Build

## A. Match.

1. I'm an engineer.



2. I'm a farmer.



3. I'm a firefighter.



## B. Look and write.

1.



Mr. Ray

Who is Mr. Ray?

He's a doctor.

2.



Ms. Church

Who is \_\_\_\_\_?

She's \_\_\_\_\_.

3.



Mr. Bond

\_\_\_\_\_  
\_\_\_\_\_

4.



Mrs. Mann

\_\_\_\_\_  
\_\_\_\_\_

## C. Read and check.

1. Is Mrs. Hill an office worker or an engineer?



- She's an office worker.  
 She's an engineer.

2. Is Mr. Lee a police officer or a train conductor?



- He's a police officer.  
 He's a train conductor.


3. Is Mr. Peters a pilot or a firefighter?



- He's a pilot.  
 He's a firefighter.

## D. Look and write.

1.



Can Mrs. Smith type?

No, she can't.

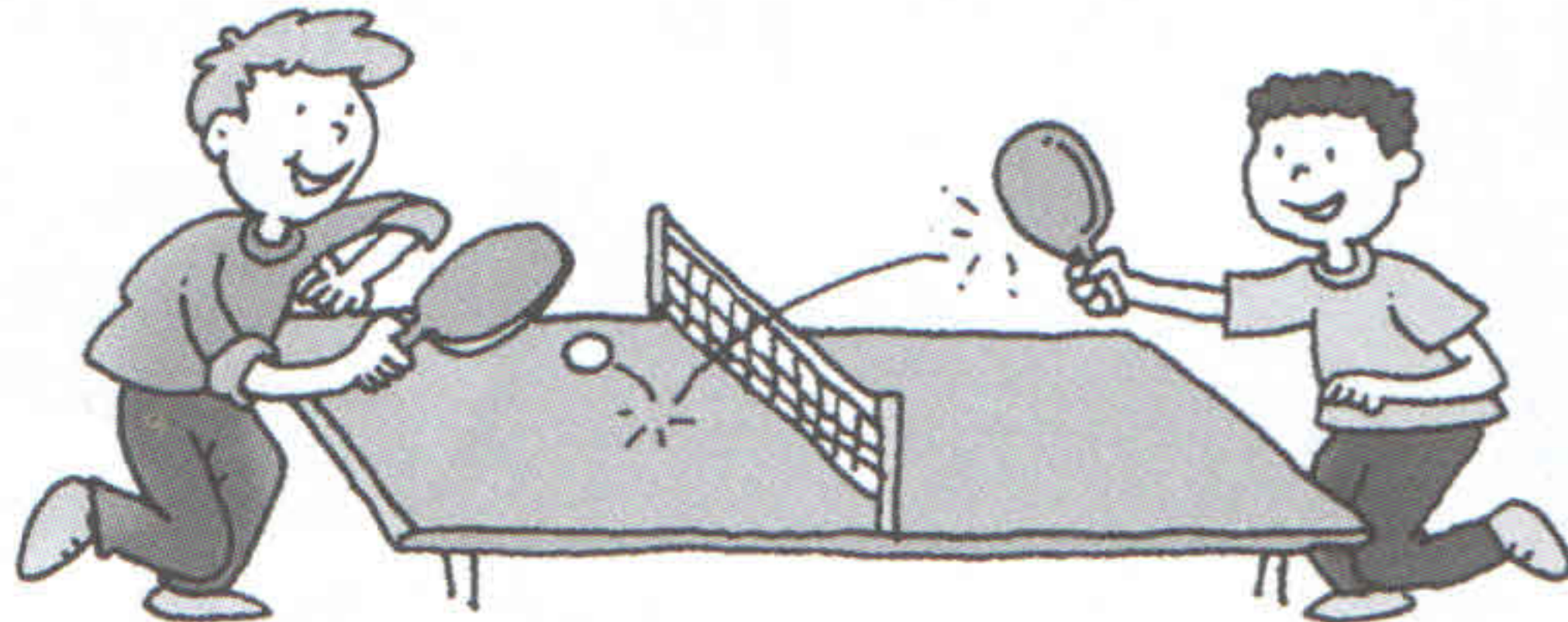
2.



Can Ben sing?

\_\_\_\_\_

3.



Can John and Bill play Ping-Pong?

\_\_\_\_\_

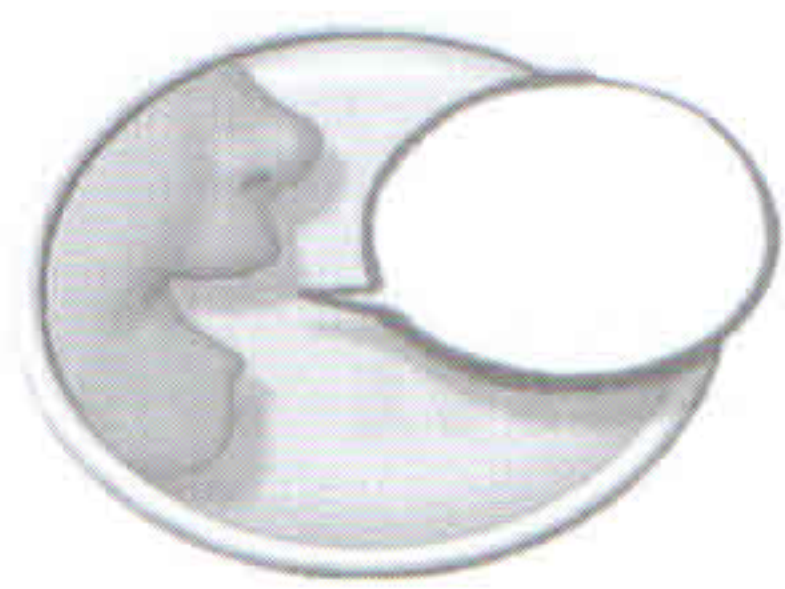
4.



Can Mr. Beck use chopsticks?

\_\_\_\_\_






## Let's Start

### A. Read and write.

1.



2.



3.



4.



Where



I'm



Hi



the park



## B. Connect and write.

What do you do every afternoon?

1.  

2.  

3.  

4.  

\_\_\_\_\_

\_\_\_\_\_

I talk on the telephone.

\_\_\_\_\_

study English   talk on the telephone   watch TV   practice the piano

## C. Unscramble and write.

1. do do you afternoon What every

\_\_\_\_\_ ?

2. the practice I piano

\_\_\_\_\_

3. afternoon do What every you do


\_\_\_\_\_ ?

4. English study I

\_\_\_\_\_







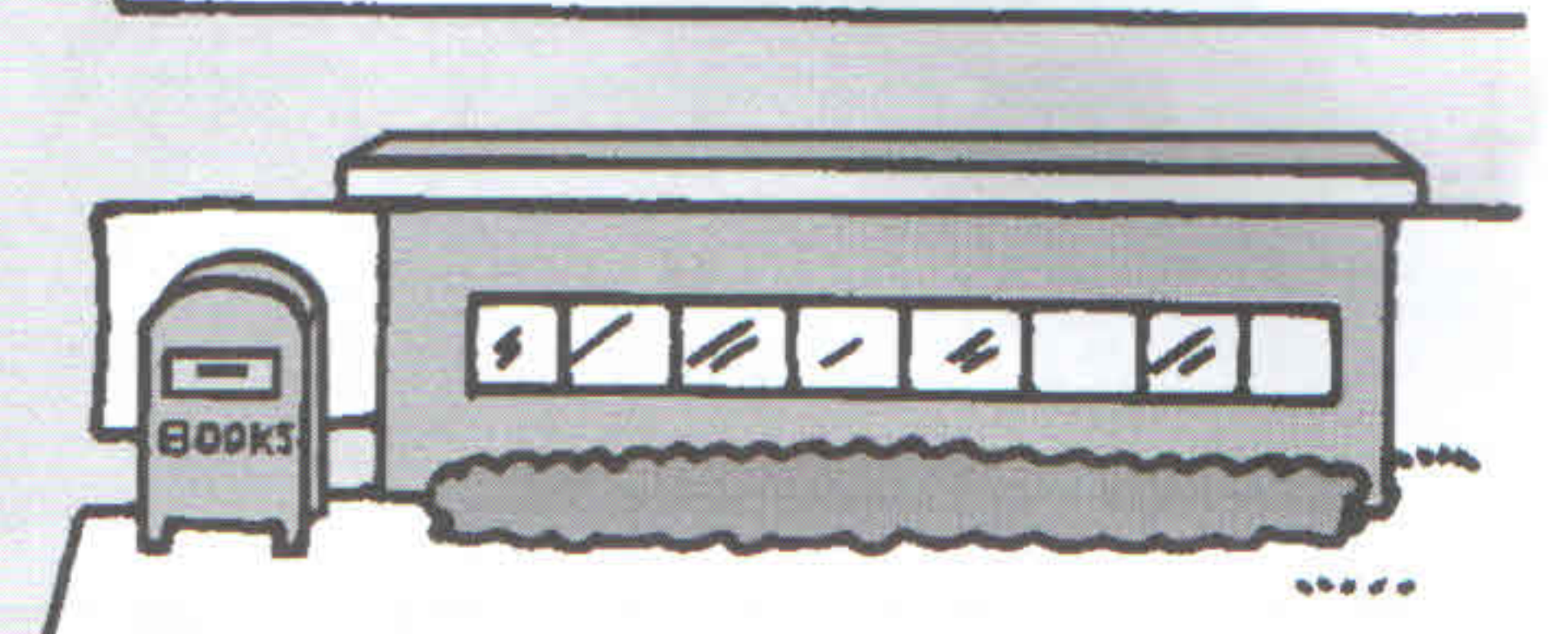


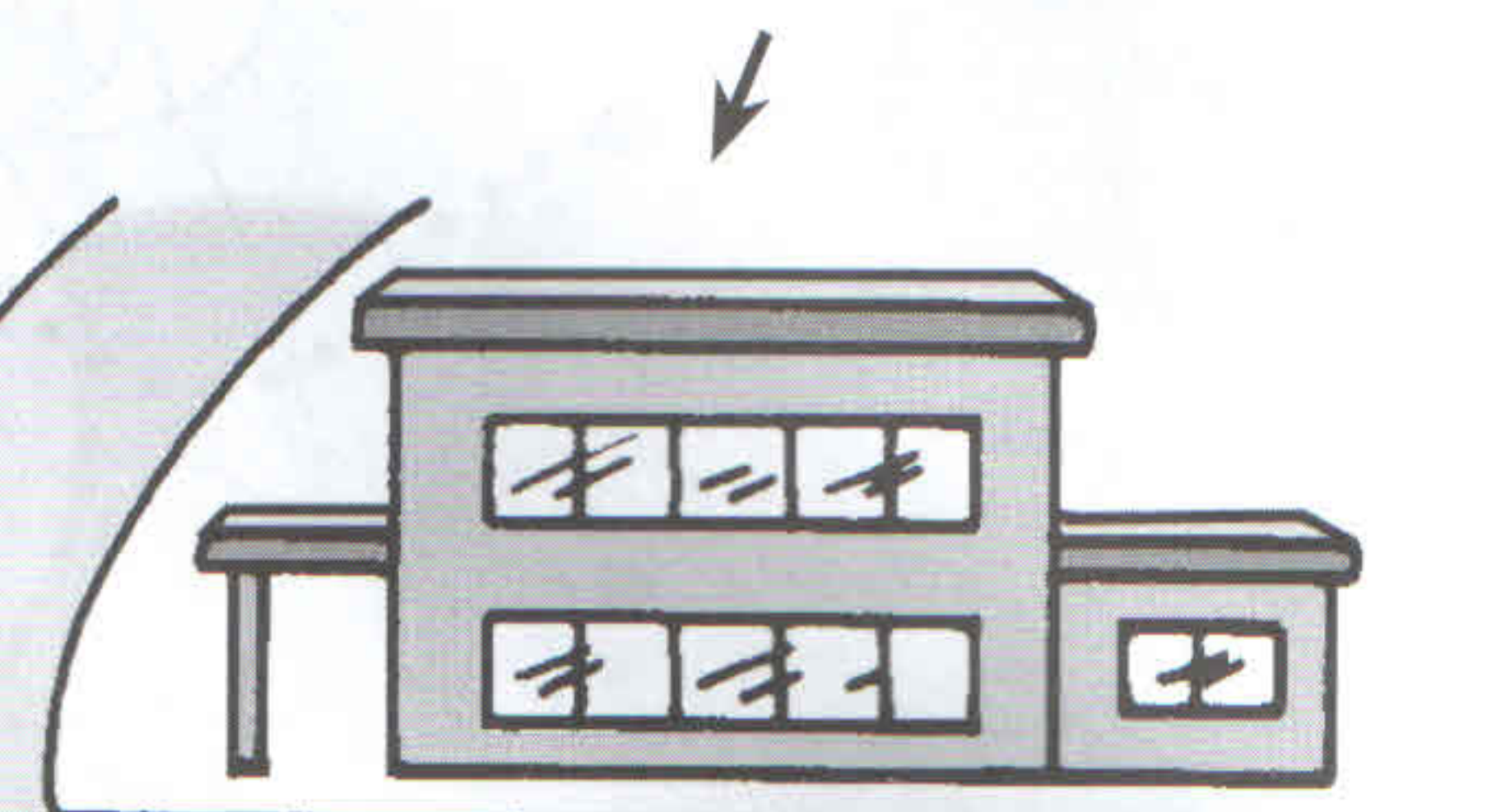

# Let's Learn

## A. Look and write.

1. at school

2. \_\_\_\_\_

3. \_\_\_\_\_




4. \_\_\_\_\_

5. \_\_\_\_\_


6. \_\_\_\_\_

at school   at work   at home   at the library   at the park   at the zoo

## B. Write.




He's at the library.




at work.









school.







### C. Find and write.



- |  |                            |   |                             |
|--|----------------------------|---|-----------------------------|
|  | 1. <u>She's at school.</u> |  | 2. <u>He's at the park.</u> |
|  | 3. _____                   |  | 4. _____                    |
|  | 5. _____                   |  | 6. _____                    |

### D. Look at C. Read and check.


- |  |   |   |   |
|--|---|---|---|
| 1. Is she at home?<br><input type="checkbox"/> Yes, she is.<br><input checked="" type="checkbox"/> No, she isn't. She's at school. |  | 2. Is he at the library?<br><input type="checkbox"/> Yes, he is.<br><input type="checkbox"/> No, he isn't. He's at the zoo. |  |
| 3. Is she at the zoo?<br><input type="checkbox"/> Yes, she is.<br><input type="checkbox"/> No, she isn't. She's at the store.      |  | 4. Is he at work?<br><input type="checkbox"/> Yes, he is.<br><input type="checkbox"/> No, he isn't. He's at home.           |  |





# Let's Learn More

## A. Look and write.



at the movies  
in the taxi

at the store  
on the bus

in the restaurant  
on the train

1. They're on the train.

2. They're at the

3. They're

4. \_\_\_\_\_

5. \_\_\_\_\_

6. \_\_\_\_\_

## B. Read and write.

1. Where are they?




They're at the store.


2. Where are they?



3. Where are they?



4. Where are they?



## C. Read, look, and circle.

1. Are they at the movies?



Yes, they are.

No, they aren't.

2. Are they on the bus?



Yes, they are.

No, they aren't.


3. Are they in the restaurant?



Yes, they are.

No, they aren't.

4. Are they in the taxi?



Yes, they are.

No, they aren't.





## A. Read and match.

1. The shopkeeper is at the store.





2. The students are at the movies.



3. The cook is in the restaurant.



4. The teachers are at the library.



## B. Read and number.

1. Where's the taxi driver?  
He's in the taxi.




2. Where are the cooks?  
They're in the kitchen.



3. Where are the firefighters?  
They're in the park.




4. Where's the police officer?  
He's at the movies.




## C. Look and write.

1. Is the teacher at the library?




\_\_\_\_\_, he isn't.  
\_\_\_\_\_ at home.

2. Are the doctors in the taxi?




No, they \_\_\_\_\_.  
\_\_\_\_\_ bus.

3. Are the farmers at home?



\_\_\_\_\_  
\_\_\_\_\_

4. Is the student in the living room?



\_\_\_\_\_  
\_\_\_\_\_

## D. Read and match.

1. Where is the dentist?

She's at work.

2. Where are the pilots?

They're at the zoo.

3. Where are the farmers?

They're at the store.

4. Where is the firefighter?

He's on the bus.





# Units 5-6 Listen and Review

## A. Read and match.

1. Who's she?



- They're Mr. and Mrs. Cross. They're farmers.

2. Where is he?



- Yes, he is.

3. Who are they?



- He's at the library.

4. Are they doctors?



- She's Mrs. Jones.
- She's the new nurse.

5. Is he at the park?



- No, they aren't.
- They're police officers.

## B. Write.

1. I \_\_\_\_\_ every morning.

2. I \_\_\_\_\_ every afternoon.

3. She's at the \_\_\_\_\_.

4. He's at \_\_\_\_\_.

library  
home  
get dressed  
watch TV




# Let's Learn About the Seasons


## A. Write.



S \_\_\_\_\_



S \_\_\_\_\_




f \_\_\_\_\_



W \_\_\_\_\_

## B. Write.



fly a kite



go skiing



go hiking



go sailing

1. What can you do in the summer?

I can go sailing.

2. What can you do in the winter?

\_\_\_\_\_

3. What can you do in the spring?

\_\_\_\_\_

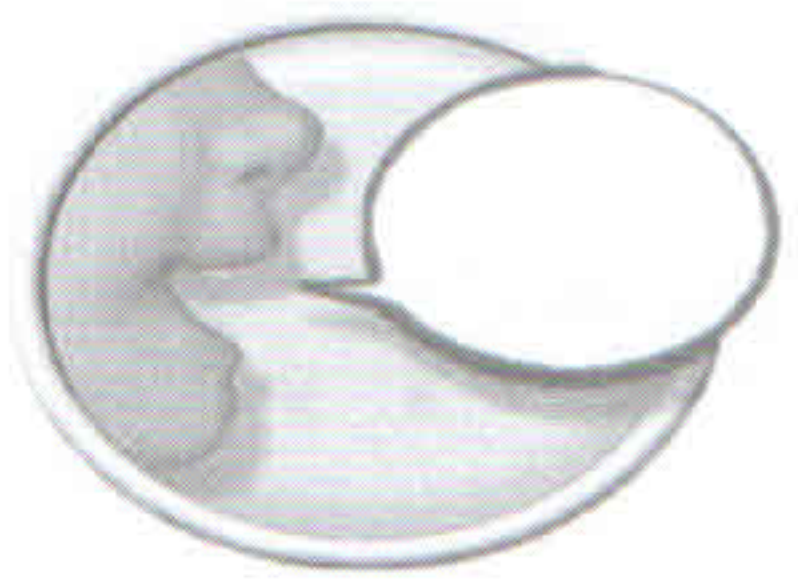
4. What can you do in the fall?

\_\_\_\_\_





# Unit 7 Doing Things



## Let's Start

### A. Write.


Let's \_\_\_\_\_.

What are you \_\_\_\_\_?

1.




2.



What are you doing?

I'm \_\_\_\_\_.

3.




We're \_\_\_\_\_.

swimming  
play a game  
riding a bicycle  
doing

### B. Look and write.

1. What are you doing?



We're playing baseball.

2. What are you doing?



I'm \_\_\_\_\_.

### C. Match.

1. cook dinner •

2. wash the dishes •

3. read e-mail •

4. do homework •



### D. Read and write.



Do you do homework every evening?

No, I don't.



Do you wash the dishes every evening?

\_\_\_\_\_



read e-mail ?

No, I don't.



cook dinner ?

Yes, I do.





## A. Read and number.


1. He's coloring a picture.




2. She's running.




3. He's dancing.



4. He's throwing a ball.



5. He's walking.



6. She's sleeping.



7. She's fishing.



8. She's singing a song.



## B. Read and write.

What's he doing?

1.



He's \_\_\_\_\_.

What's she doing?

2.



She's \_\_\_\_\_.

3.



\_\_\_\_\_.

4.



\_\_\_\_\_.

## C. Connect and write.

1. Is he fishing?



\_\_\_\_\_.

2. Is he throwing a ball?



Yes, he is.

3. Is she coloring a picture?



\_\_\_\_\_.

4. Is she singing a song?



No, he isn't.





# Let's Learn More


## A. Read and match.

1. talking on the telephone

3. studying English

2. playing soccer

4. watching TV



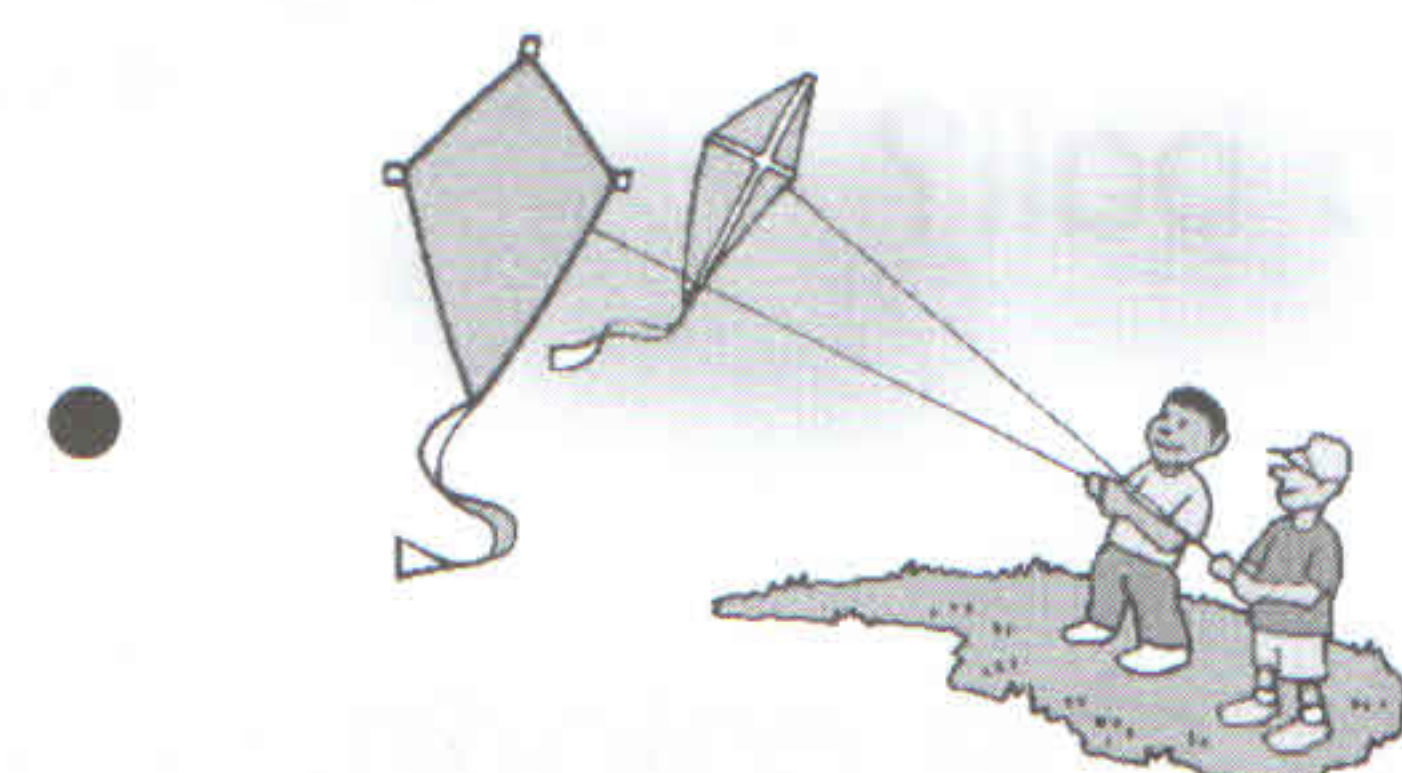
## B. Read and match.

1. They're eating apples.


2. They're reading comic books.

3. They're riding bicycles.

4. They're flying kites.



### C. Write.



What are they doing?

They're riding bicycles.




\_\_\_\_\_ ?

\_\_\_\_\_



\_\_\_\_\_ ?

\_\_\_\_\_



\_\_\_\_\_ ?

\_\_\_\_\_

### D. Read and check.



Are they watching TV?

Yes, they are.

No, they aren't. They're studying English.



Are they reading comic books?

Yes, they are.

No, they aren't. They're flying kites.



Are they playing soccer?

Yes, they are.

No, they aren't. They're watching TV.






# Let's Build

## A. Look and write.

1.



They're riding bicycles.

2.



He's

3.



4.



## B. Read and write the question.

1. \_\_\_\_\_?

He's playing soccer.

2. \_\_\_\_\_?

She's running.

3. \_\_\_\_\_?

They're flying kites.

4. \_\_\_\_\_?

They're eating apples.

## C. Read and circle.

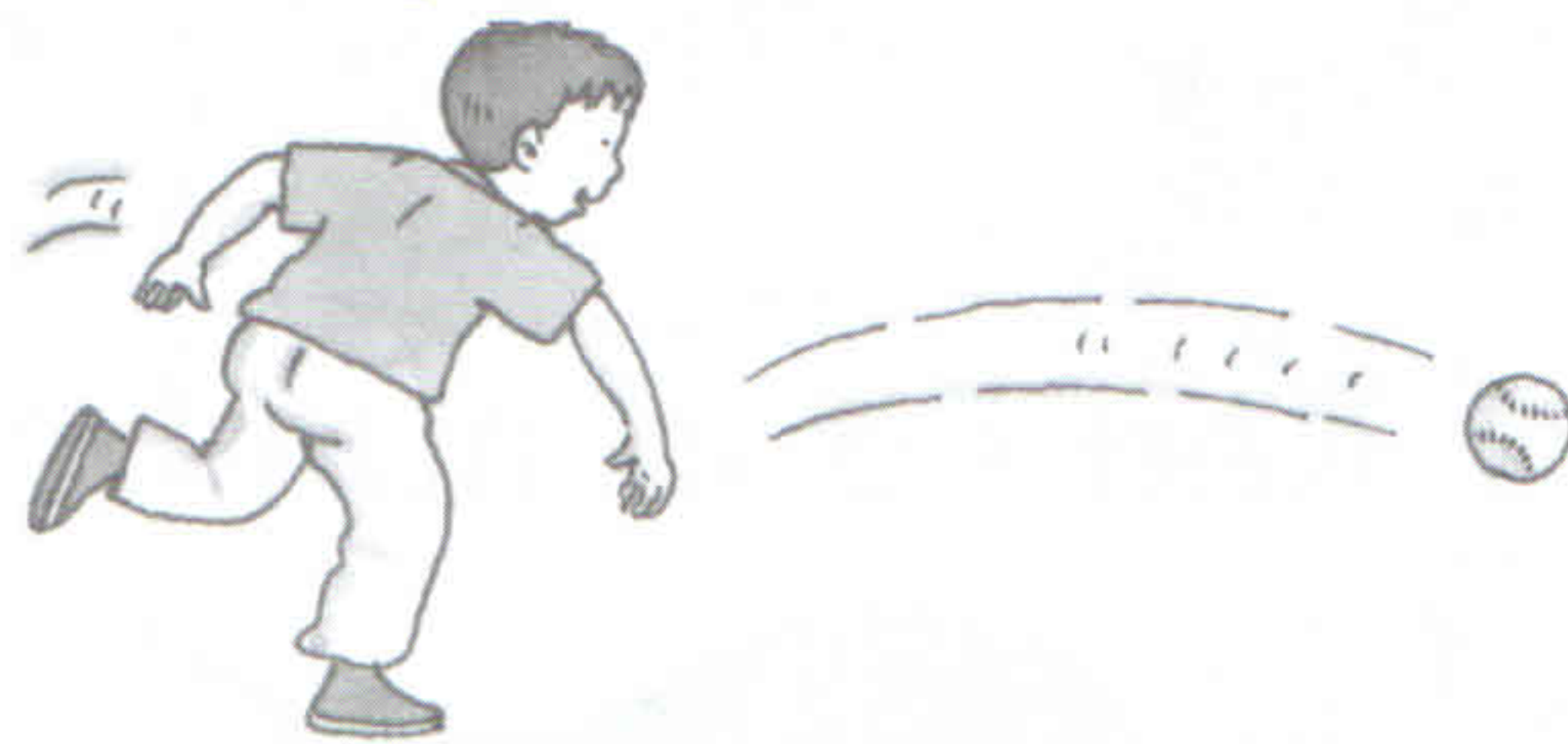
1. Is she walking?



Yes, she is.

No, she isn't.


2. Is he throwing a ball?



Yes, he is.

No, he isn't.


3. Are they watching TV?



Yes, they are.

No, they aren't.

4. Is he sleeping?



Yes, he is.

No, he isn't.

## D. Match.

1. What is she eating?

She's eating an omelet.



2. What are they playing?

They're playing baseball.



3. What is she reading?

She's reading a comic book.

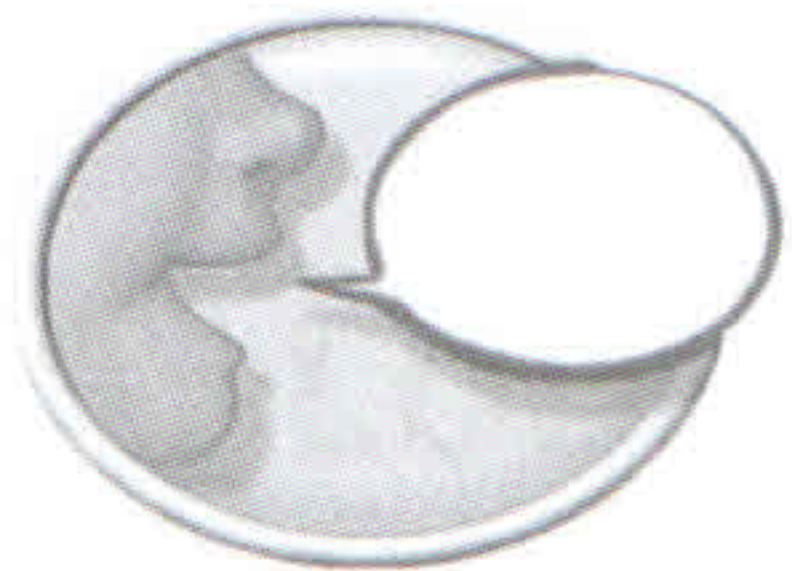


4. What is he doing?

He's doing homework.







## Let's Start

### A. Read and number.



- Great! See you on Sunday!
- Sorry. No, I can't. I'm busy.
- OK. See you then!
- Can you come over on Saturday?
- Sunday is OK. I'm free.
- What about Sunday?

### B. Read and match.

My Diary							April
MONDAY	TUESDAY	WEDNESDAY	THURSDAY	FRIDAY	SATURDAY	SUNDAY	
8	9 go to movies	10	11 study English	12 play Ping-Pong	13 sleep!	14	

- 1. Can you come over on Monday? •
  - 2. Can you come over on Thursday? •
  - 3. Can you come over on Sunday? •
  - 4. Can you come over on Saturday? •
- Yes, I can. I'm free on Sunday.
  - No, I can't. I'm busy on Thursday.
  - Yes, I can. I'm free on Monday.
  - No, I can't. I'm busy on Saturday.

### C. Write.

1.



take a bath

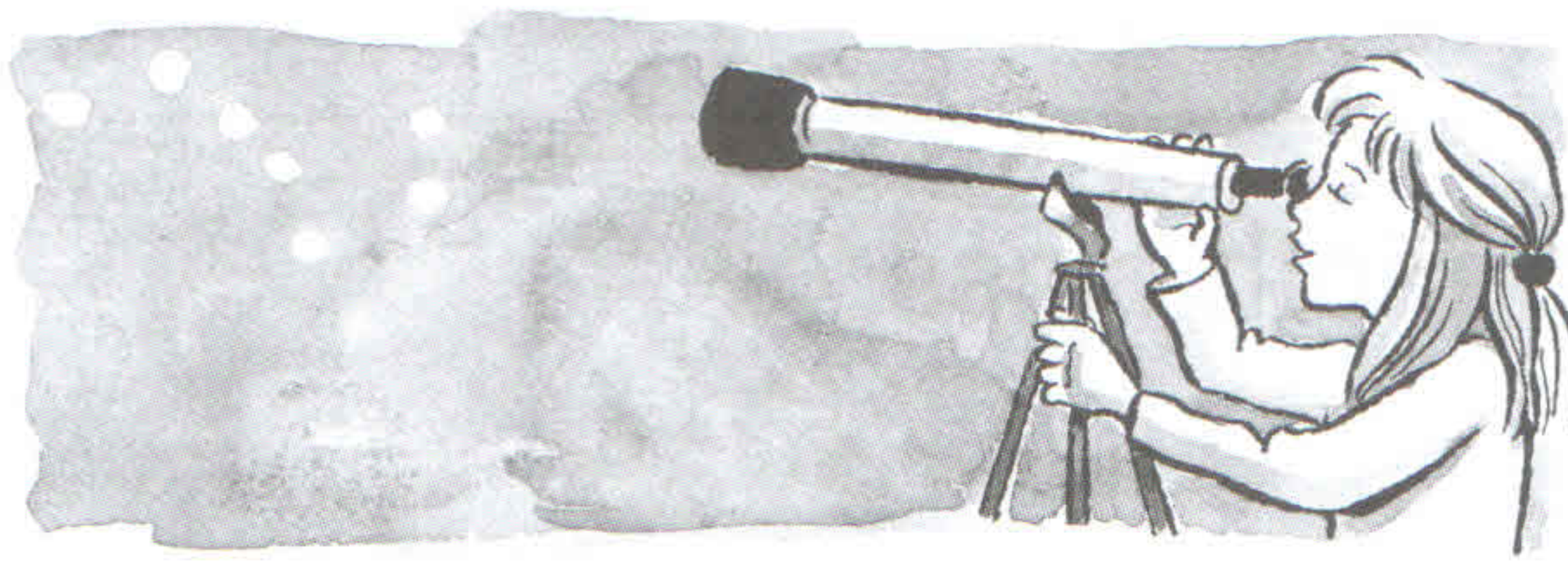
2.



3.



4.



take a walk    look at stars    play outside    take a bath

### D. Read and check.

1.



Do you ever take a walk at night?  
Yes, I do.

2.



Do you ever play outside at night?  
No, I don't.

3.



Do you ever look at stars at night?  
Yes, I do.

4.




Do you ever take a bath at night?  
No, I don't.



## A. Match.

1. art class •




2. English class •



3. math class •



4. soccer practice •




5. karate class •



6. piano class •




7. swimming class •



8. dance class •



## B. Write.



1. I go to \_\_\_\_\_.

1. I go to \_\_\_\_\_.

### C. Look and write.

DAILY PLANNER				SEPTEMBER		
SUNDAY	MONDAY	TUESDAY	WEDNESDAY	THURSDAY	FRIDAY	SATURDAY
4 art class	5 Karate class	6 English class	7 swimming class	8 Soccer practice	9 math class	10 dance class

1. What do you do on Fridays?

I go to math class.

2. What do you do on Mondays?

I go to

3. What do you do on Tuesdays?

\_\_\_\_\_

4. \_\_\_\_\_ ?

I go to swimming class.

5. \_\_\_\_\_ ?

I go to dance class.

6. \_\_\_\_\_ ?

I go to art class.

### D. How about you? Write.

1. What do you do on Saturdays?



\_\_\_\_\_

2. What do you do on Tuesdays?



\_\_\_\_\_






# Let's Learn More


## A. Look and write.

1.



walk the dog


2.



3.



4.



take a bath    walk the dog    do homework    go to the bookstore

## B. Read and match.

1. He practices the piano after school.

2. She rides a bicycle after school.

3. He listens to music after school.

4. She talks on the telephone after school.



### C. Look and write.



What does she do after school?


She \_\_\_\_\_



What does he do after school?



### D. Look and check.



Does he study English after school?

Yes, he does.

No, he doesn't.



Does she do homework after school?

Yes, she does.


No, she doesn't.





# Let's Build


## A. Read and draw a line.

1.  I go to my soccer practice after school.


2.  I go to my dance class after school.



3.  I go to my art class after school.

4.  I go to my piano class after school.

## B. Look and write.



He goes to his math class after school.



She goes to her



### C. Look and write.



Thursday	Friday
math class	English class

1. What does he do on Fridays?

He goes to English class.

2. What does he do on Thursdays?

\_\_\_\_\_

3. What does she do on Wednesdays?

\_\_\_\_\_

4. What does she do on Tuesdays?

\_\_\_\_\_




Tuesday	Wednesday
dance class	karate class

### D. What about you? Write.

What do you do after school on Fridays?



I go to the bookstore.  
What about you?



1. What do you do after school on Tuesdays?

\_\_\_\_\_

2. What do you do after school on Wednesdays?

\_\_\_\_\_

3. Do you ever go to soccer practice after school?

\_\_\_\_\_








# Units 7-8 Listen and Review

## A. Write.

1. Are they doing homework?

\_\_\_\_\_




2. Is she coloring a picture?

\_\_\_\_\_




3. What does he do after school on Fridays?

\_\_\_\_\_



4. What are they doing?

\_\_\_\_\_



## B. Match.

1. look at stars •



2. eat apples •



3. walk the dog •



4. play outside •



5. wash the dishes •



6. take a bath •





# Let's Learn About Time

## A. Read and write.

1. It's two-fifteen.

It's 2:15.

2. It's twelve-thirty.

It's

3. It's four o'clock.

\_\_\_\_\_

4. It's nine forty-five.

\_\_\_\_\_

5. It's twelve midnight.


\_\_\_\_\_

6. It's twelve noon.

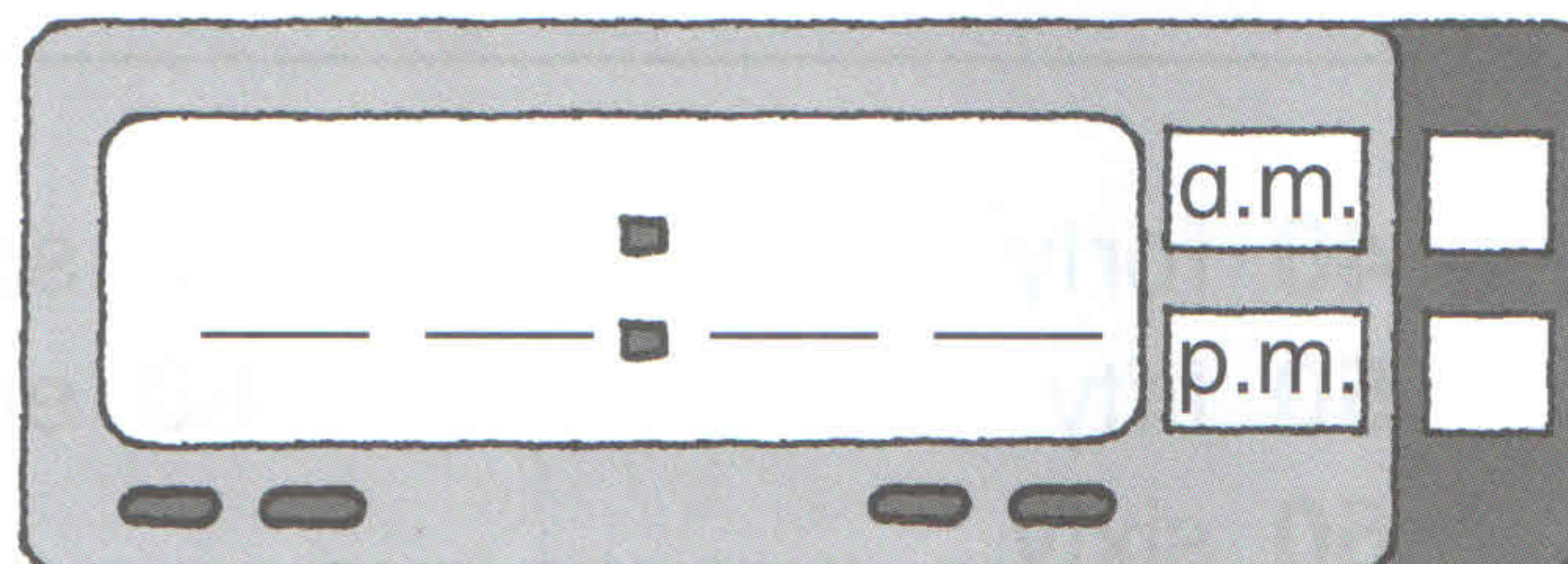
\_\_\_\_\_

## B. Read, write, and check.


1. It's eight o'clock in the morning.




2. It's two thirty in the afternoon.




3. It's five o'clock in the afternoon.




4. It's seven forty-five at night.



5. It's three thirty in the morning.



6. It's eleven o'clock at night.



# Number Practice

**1** one  
**2** two  
**3** three  
**4** four  
**5** five  
**6** six  
**7** seven  
**8** eight  
**9** nine  
**10** ten

**11** eleven  
**12** twelve  
**13** thirteen  
**14** fourteen  
**15** fifteen  
**16** sixteen  
**17** seventeen  
**18** eighteen  
**19** nineteen  
**20** twenty

**21** twenty-one  
**22** twenty-two  
**23** twenty-three  
**24** twenty-four  
**25** twenty-five  
**26** twenty-six  
**27** twenty-seven  
**28** twenty-eight  
**29** twenty-nine  
**30** thirty

---

**40** forty  
**50** fifty  
**60** sixty

**70** seventy  
**80** eighty

**90** ninety  
**100** one hundred


## Draw and write.

**1**



one one

**2**



two

3

three

4

four

5

five

6

six

7

seven

8

eight

9

nine

10

ten

11

eleven

12

twelve

13

thirteen

14

fourteen

15



fifteen

16



sixteen

17



seventeen

18



eighteen

19



nineteen


20



twenty


# Count and write.

21




twenty-one

22



twenty-two

23




twenty-three

24




twenty-four

25




twenty-five

26

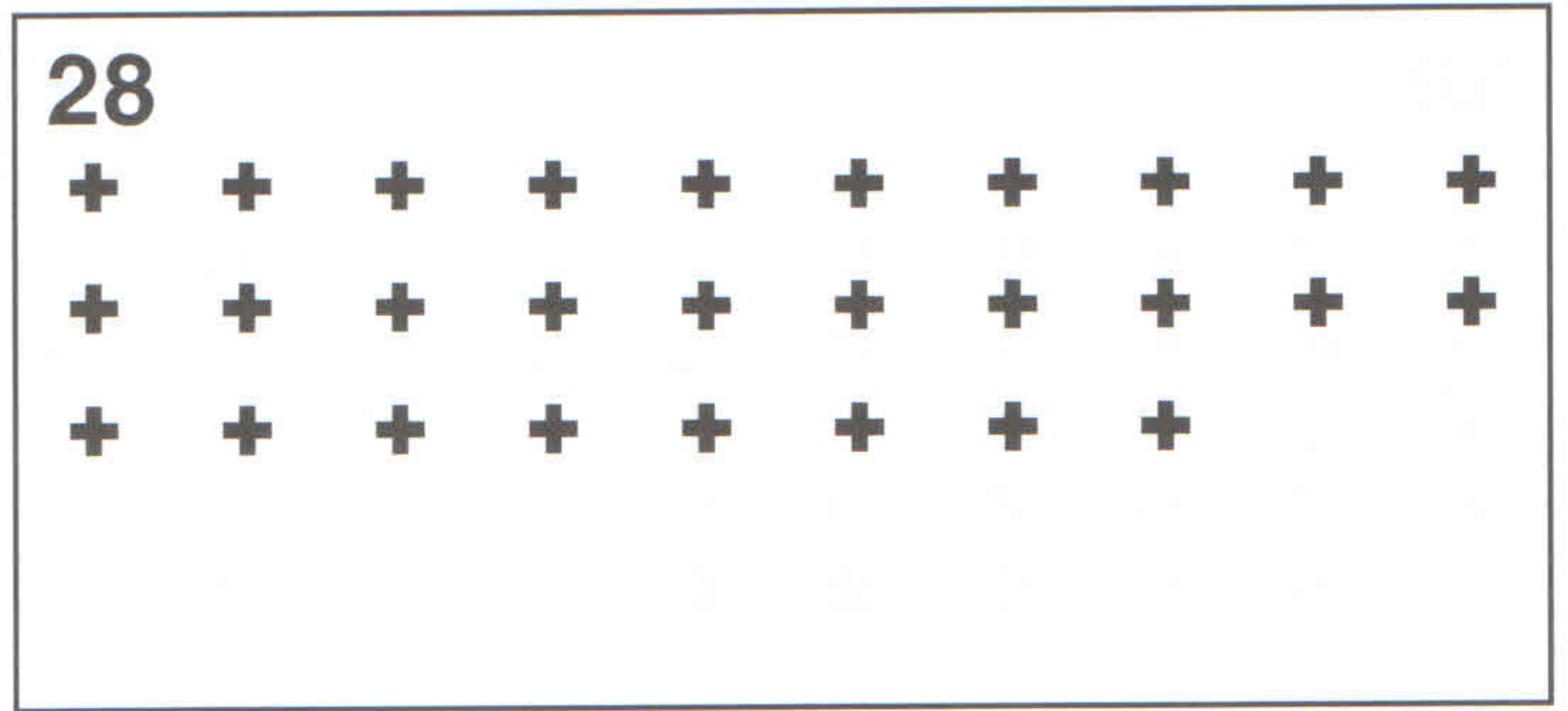


twenty-six




twenty-seven

---




twenty-eight

---




twenty-nine

---




thirty

---



forty

---




fifty

---



60




sixty

70




seventy

80




eighty

90



ninety

100



one hundred



THIRD EDITION

Major **New** Edition  
of our best-selling  
children's course!



## Bigger, Brighter, Better Than Ever!

- ★ **More vocabulary and language** to help students communicate in English
- ★ **More review** to recycle and recombine language
- ★ **New songs, chants, and activities**
- ★ **A fresh, new look** with bright warmth and fun that everyone loves!



- Student Book
- Student Book with CD-ROM
- Audio CD
- Workbook
- Teacher's Book
- Teacher Cards and Student Cards
- Readers
- Tests and Quizzes

Check online at  
[www.oup.com/elt/letsgo](http://www.oup.com/elt/letsgo)  
for additional materials and fun!



To order Oxford University Press publications, please see our latest catalog or contact your local Oxford office or sales representative.

**OXFORD**  
UNIVERSITY PRESS

[www.oup.com](http://www.oup.com)

ISBN 978-0-19-439460-4



9 780194 394604

Let's Go 3rd Edition Workbook Cross/Make/Travel/Think