


THIRD EDITION

Let's
Begin

LET'S GO

STUDENT BOOK



- R. Nakata
- K. Frazier
- B. Hoskins
- C. Graham

OXFORD

THIRD EDITION

Let's
Begin

LET'S
STUDENT BOOK
GO

Ritsuko Nakata
Karen Frazier
Barbara Hoskins

with songs and chants by Carolyn Graham

OXFORD
UNIVERSITY PRESS

OXFORD

UNIVERSITY PRESS

198 Madison Avenue
New York, NY 10016 USA

Great Clarendon Street, Oxford ox2 6dp UK

Oxford University Press is a department of the University of Oxford.
It furthers the University's objective of excellence in research, scholarship,
and education by publishing worldwide in

Oxford New York

Auckland Cape Town Dar es Salaam Hong Kong Karachi
Kuala Lumpur Madrid Melbourne Mexico City Nairobi
New Delhi Shanghai Taipei Toronto

With offices in

Argentina Austria Brazil Chile Czech Republic France Greece
Guatemala Hungary Italy Japan Poland Portugal Singapore
South Korea Switzerland Thailand Turkey Ukraine Vietnam

OXFORD and OXFORD ENGLISH are registered trademarks of
Oxford University Press

© Oxford University Press 2007

Database right Oxford University Press (maker)

No unauthorized photocopying

All rights reserved. No part of this publication may be reproduced,
stored in a retrieval system, or transmitted, in any form or by any means,
without the prior permission in writing of Oxford University Press,
or as expressly permitted by law, or under terms agreed with the appropriate
copyright clearance organization. Enquiries concerning reproduction outside
the scope of the above should be sent to the ELT Rights Department, Oxford
University Press, at the address above.

You must not circulate this book in any other binding or cover
and you must impose this same condition on any acquirer.

Any websites referred to in this publication are in the public domain and
their addresses are provided by Oxford University Press for information only.
Oxford University Press disclaims any responsibility for the content.

Senior Editor: Paul Phillips
Associate Editor: Eudie Pak
Art Director: Maj-Britt Hagsted
Design Project Manager: Amelia L. Carling
Designer: Jaclyn Smith, Alicia Dorn (cover)
Art Editor: Elizabeth Blomster
Production Manager: Shanta Persaud
Production Controller: Eve Wong

Student Book:
ISBN : 978 0 19 439424 6

Student Book with CD-ROM:
ISBN : 978 0 19 439431 4

Student Book as pack component:
ISBN : 978 0 19 439438 3

CD-ROM as pack component:
ISBN : 978 0 19 439416 1

Printed in Hong Kong.


10 9 8 7 6 5 4 3 2

ACKNOWLEDGMENTS

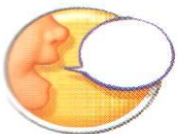
Illustrators: COVER: Zina Saunders, Janet Skiles; INTERIOR: Zina Saunders: 2, 3, 10,
11, 20, 21, 28, 29, 38, 39, 46, 47, 56, 57, 64, 65; Bob Berry: 2, 4, 6, 12, 13, 14, 22, 24,
30, 32, 40, 42, 48, 50, 51, 58, 60, 66, 68; Teresa Anderko: 17, 60, 72; Nan Brooks: 31,
72; Mircea Catusanu: 6, 14, 34, 40, 50, 59, 70; Elizabeth DiGregorio: 5, 48; Patrick
Girouard: 7, 35, 59, 63, 69; Sharon Harmer: 12, 16, 26, 33, 43, 52; Steve Henry: 7,
18, 30, 42, 49, 52, 54, 73; Anthony Lewis: 23, 26, 36, 55, 70; Mindy Pierce: 5, 17,
27, 37, 41, 49, 67, 71; Chris Reed: 16, 19, 25, 35, 44, 53, 54, 58, 60, 72; Deborah
Melmon: 9, 13, 27, 45, 54, 67; Christine Schneider: 4, 15, 41, 52, 73; Dale Simpson:
15, 18, 25, 34, 36, 54, 61; Janet Skiles: 18, 19, 36, 37, 54, 55, 72, 73; Jim Talbot: 3, 4,
6, 9, 10, 11, 12, 13, 14, 16, 17, 20, 21, 22, 24, 26, 27, 28, 29, 30, 32, 34, 35, 38, 39, 40,
42, 43, 44, 45, 46, 47, 48, 50, 52, 53, 56, 57, 58, 60, 62, 63, 64, 65, 66, 67, 68, 69, 70,
71; Mike Wesley: 33, 43, 44, 62, 68.

Table of Contents

Unit 1 Toys	page 2
Unit 2 Colors	page 10
Units 1–2 Listen and Review	page 18
School Supplies	page 19
Unit 3 Shapes	page 20
Unit 4 Numbers	page 28
Units 3–4 Listen and Review	page 36
Classroom Commands	page 37
Unit 5 Animals	page 38
Unit 6 Food	page 46
Units 5–6 Listen and Review	page 54
The Weather	page 55
Unit 7 My Body	page 56
Unit 8 Abilities	page 64
Units 7–8 Listen and Review	page 72
Days of the Week	page 73
Syllabus	page 74
Teacher and Student Card List	page 77
Word List	page 78



Let's Start



Let's Learn



Let's Learn More



The Alphabet



Let's Build

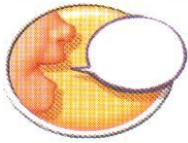


Units Review



Let's Learn About





Let's Start

A. Let's talk.

CD 1
02



B. Say and act.

CD 1
03

1. What's your name?



2. _____?



3. What's your name?



C. Let's sing.



CD 1
04



Hi, What's Your Name?


Hi, what's your name? I'm Kate.
Hi, what's your name? I'm Jenny.
Hi, what's your name? I'm Scott.
Hi, what's your name? I'm Andy.

Kate, Jenny, Scott, Andy-
Kate, Jenny, Scott, Andy-
Jenny, Andy, Jenny, Andy-
Kate, Jenny, Scott!




D. Let's move.

CD 1
05



1. Stand up.



2. Sit down.


E. Listen and do.

CD 1
06






Let's Learn




A. Words.

CD 1
07




1. a ball



2. a jump rope



3. a yo-yo



4. a bicycle


B. Listen and point.

CD 1
08




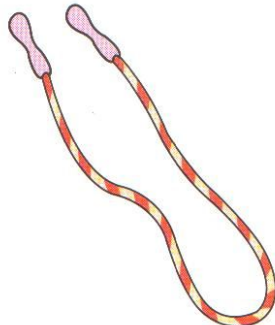

C. Sentences.

CD 1
09



D. Listen, point, and sing.

CD 1
10



What is it?

It's a train.




Let's Learn More




A. Words.

CD 1
11



1. a train



2. a car



3. a doll



4. a teddy bear

B. Listen and point.

CD 1
12




C. Question and answer.

CD 1
13



D. Listen, point, and sing.

CD 1
14





The Alphabet

A. Sing and say.

CD 1
15



B. Letters.

CD 1
16

Aa

Bb

Cc

Dd

Ee

Ff

Gg

Hh

Ii

Jj

Kk

Ll

Mm

Nn

Oo

Pp

Qq

Rr

Ss

Tt

Uu

Vv

Ww

Xx

Yy

Zz




Let's Build

A. Ask.


CD 1
17

Hi, what's your name?




1.

I'm Pete.




2.

I'm Beth.



3.

I'm Ann.




4.

I'm Matt.

B. Answer.

CD 1
18

What is it?



1.


It's a ball.



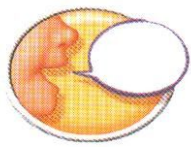
2.



3.



4.




Let's Start

A. Let's talk.

CD 1
19

1. Hi, boys and girls.



Hello, Miss Jones.

2. Good-bye.




See you later.


B. Say and act.

CD 1
20

1. Hi, boys and girls.



2. Good-bye.



C. Let's sing.

CD 1
21




Hi, Hello, Good-bye

Hi, boys and girls.
Hello, Miss Jones.
Hi, boys and girls.
Hello, Miss Jones.
Hi, Andy.
Hello, Jenny.




Good-bye, Kate.
See you later.
Bye-bye, see you later.
Bye-bye, see you later.
Bye, Andy.
Good-bye, Jenny.
Good-bye, Kate.
Bye-bye!




D. Let's move.

CD 1
22



1. Come here.



2. Turn around.

E. Listen and do.

CD 1
23



It's red.



Let's Learn

A. Words.

CD 1
24




1. red



3. yellow



2. blue



4. green



5. brown

B. Listen and point.

CD 1
25



C. Sentences.

CD 1
26

It's blue.



D. Listen and point.

CD 1
27



What color is it?

It's purple.



Let's Learn More



A. Words.

CD 1
28



B. Listen and point.

CD 1
29




C. Question and answer.

CD 1
30


What color is it?

It's purple.



D. Listen, point, and chant.

CD 1
31





The Alphabet

A. Sing and say.

CD 1
32




A B C D E F G H I J K L M N O P Q R S T U V W X Y Z
a b c d e f g h i j k l m n o p q r s t u v w x y z

B. Letters and words.

CD 1
33

1. Aa




apple

2. Bb



bird

3. Cc



cat

4. Dd



dog

C. Find the letters.








Let's Build

A. Sentences.

CD 1
34




1. a red train



2. a blue ball



3. a brown teddy bear



4. a green yo-yo

B. Question and answer.

CD 1
35






Units 1-2 Listen and Review


A. Listen and circle.

CD 1
36

1.



a



b

2.



a




b

3.



a




b

4.




a

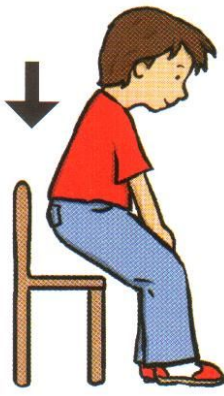


b

5.




a



b

6.



a




b




School Supplies

A. Say these.

CD 1
37



1. paper




2. scissors




3. glue

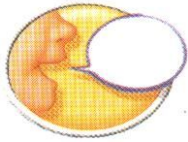


4. paint



5. tape





Let's Start

A. Let's talk.


CD 1
38




B. Say and act.

CD 1
39

1.



2.



C. Let's sing.

CD 1
40



How Are You Today?

How are you today?

I'm fine, thank you.

How are you?



I'm fine, thank you.

How are you today?

I'm fine, thank you.


How are you?

I'm fine.



D. Let's move.

CD 1
41



1. Walk.

2. Run.

E. Listen and do.

CD 1
42






Let's Learn

Draw a circle.




A. Words.

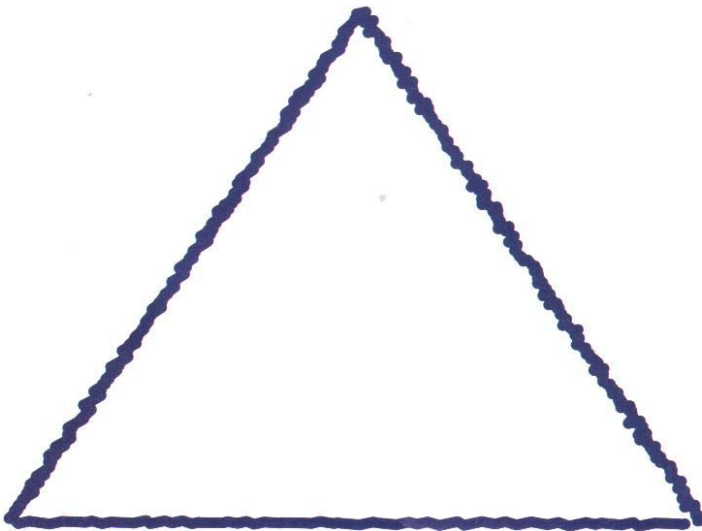
CD 1
43




1. a circle



2. a square



3. a triangle



4. a heart

B. Listen and point.


CD 1
44



C. Sentences.


CD 1
45

Draw a square.



D. Listen, point, and chant.

CD 1
46





Let's Learn More

Is it a star?




Yes, it is.

A. Words.

CD 1
47




1. a star



2. a rectangle



3. a diamond



4. an oval


B. Listen and point.

CD 1
48




C. Question and answer.

CD 1
49



D. Listen, point, and sing.

CD 1
50





The Alphabet

A. Sing and say.

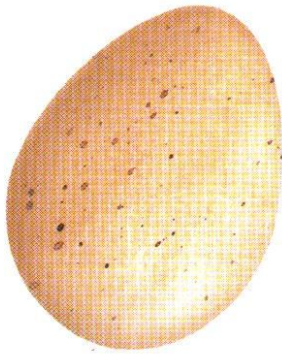


ABCDEFGHIJKLMNOPQRSTUVWXYZ
abcdefghijklmnopqrstuvwxyz

B. Letters and words.




1. Ee




egg

2. Ff




fish

3. Gg





gorilla

4. Hh



heart

C. Find the letters.







Let's Build

A. Sentences.

CD 1
53



1. a blue square



2. a purple heart






3. an orange triangle




4. a yellow circle

B. Question and answer.

CD 1
54



1.



2.



3.



4.



5.



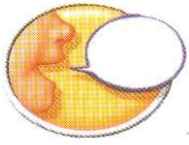
6.



7.



8.



Let's Start

A. Let's talk.


CD 1
55



B. Say and act.

CD 1
56

1.




2.



C. Let's sing.

CD 1
57




May I Come In?


May I come in?
Sure! Please come in!
Please come in!
May I come in?
May I come in?
Sure! Please come in!

D. Let's move.

CD 1
58



1. Go.



2. Stop.

E. Listen and do.

CD 1
59




Let's count. 1, 2, 3.



Let's Learn

A. Numbers.


CD 1
60



1




2



3



4



5

B. Listen and point.

CD 1
61



C. Sentences.

CD 1
62

Let's count. 1, 2, 3, 4....



D. Listen, point, and sing.


CD 1
63



1 2 3 4 5

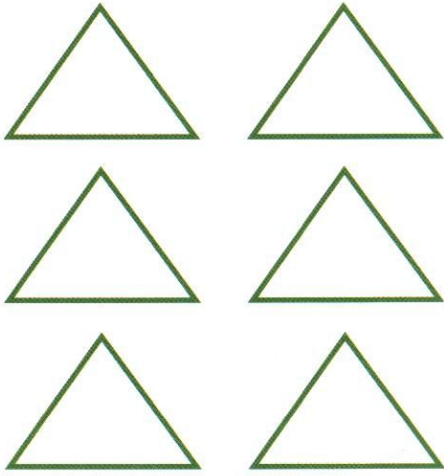


Let's Learn More



A. Numbers.


CD 1
64




6




7



8



9



10

B. Listen and point.

CD 1
65






C. Question and answer.

CD 1
66



D. Listen, point, and sing.

CD 1
67





The Alphabet

A. Sing and say.

CD 1
68



ABCDEFGHIJKLMNOPQRSTUVWXYZ
abcdefghijklmnopqrstuvwxyz

B. Letters and words.


CD 1
69

1. **Ii**




igloo

2. **Jj**




jump rope

3. **Kk**




kangaroo

4. **Ll**



lion

C. Find the letters.







Let's Build

A. Ask and answer.

CD 1
70



B. Find the numbers.






Units 3-4 Listen and Review

A. Listen and circle.


CD 1
71



a



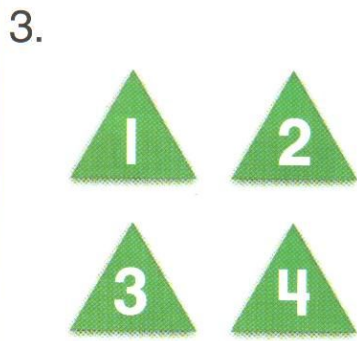
b




a




b




a




b



a



b




a



b



a



b



Classroom Commands

A. Say these.


CD 1
72




1. Take out your pencil.




2. Put away your pencil.

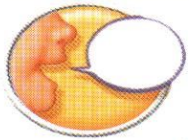


3. Open your book.



4. Close your book.





Let's Start

A. Let's talk.


CD 2
02




B. Say and act.

CD 2
03

1.



2.



C. Let's sing.

CD 2
04



Here You Are. Thank You.

Here you are.

Thank you, thank you!

Here you are.

Thank you!

Here you are.

Thank you, thank you!

Here you are.

Thank you!



D. Let's move.

CD 2
05



1. Jump.



2. Skip.

E. Listen and do.

CD 2
06




Let's count the cats.

1 cat, 2 cats.



Let's Learn



A. Words.


CD 2
07



1. dog



2. dogs




3. cat



4. cats



5. bird



6. birds


B. Listen and point.

CD 2
08




C. Sentences.

CD 2
09



D. Listen, point, and sing.

CD 2
10




How many ducks?

3 ducks.




Let's Learn More



A. Words.

CD 2
11




B. Listen and point.

CD 2
12



C. Question and answer.

CD 2
13



D. Listen and point.

CD 2
14



E. Listen, point, and sing.

CD 2
15





The Alphabet

A. Sing and say.

CD 2
16



ABCDEFGHIJKLMNOPQRSTUVWXYZ
abcdefghijklmnopqrstuvwxyz

B. Letters and words.

CD 2
17

1. Mm




moon

2. Nn




nest

3. Oo




octopus

4. Pp



peach

C. Find the letters.






Let's Build

A. Count.


CD 2
18

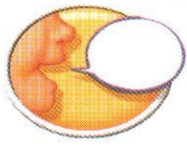
Let's count.



B. Question and answer.

CD 2
19





Let's Start

A. Let's talk.

CD2
20

How old are you?

I'm 6.




B. Say and act.


CD2
21

1.

How old are you?



2.



C. Let's sing.

CD 2
22



How Old Are You?

How old are you?

I'm 6.

How old are you?

I'm 7.

1, 2, 3, 4, 5, 6, 7!


How old are you?

I'm 5.

How old are you?


I'm 10.

1, 2, 3, 4, 5, 6, 7, 8, 9, 10!




D. Let's move.

CD 2
23



1. Make a line.



2. Make a circle.

E. Listen and do.

CD 2
24



I like ice cream.



Let's Learn

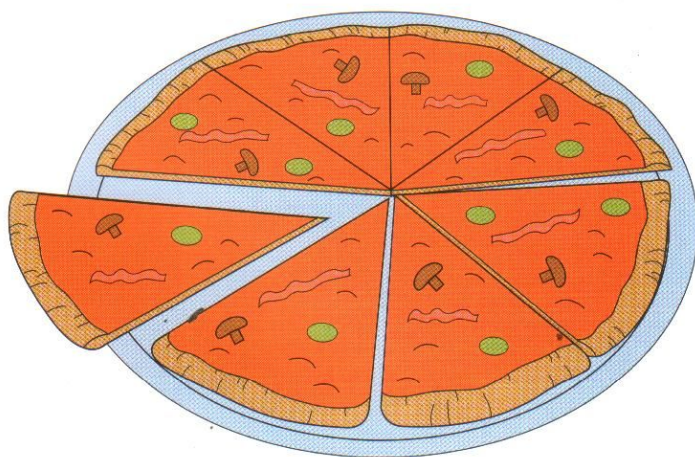


A. Words.

CD 2
25



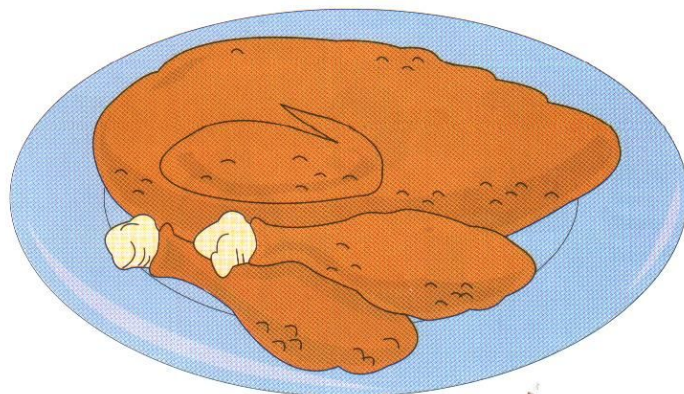
1. ice cream



2. pizza



3. cake



4. chicken

B. Listen and point.

CD 2
26



C. Sentences.




CD 2
27

I like cake.



D. Listen, point, and sing.

CD 2
28



Do you like milk?

Yes, I do.




Let's Learn More




A. Words.


CD 2
29



1. milk



2. fish



3. bread



4. rice


B. Listen, point, and chant.

CD 2
30



C. Question and answer.

CD 2
31




1.



2.



3.



4.




5.





6.



D. Ask and answer.



Do you like milk?





The Alphabet

A. Sing and say.



ABCDEFGHIJKLMNOPQRSTUVWXYZ
abcdefghijklmnopqrstuvwxyz

B. Letters and words.




1. Qq




queen

2. Rr




rabbit

3. Ss




sun

4. Tt



tiger

C. Find the letters.





Let's Build

A. Play a game.

CD 1
34

Do you like birds?

Yes, I do.

No, I don't.







Units 5-6 Listen and Review

A. Listen and circle.


CD 2
35




a



b




a




b



a




b



a




b



a



b



a




b




The Weather

A. Say these.

CD 2
36



1. sunny



2. cloudy





3. windy

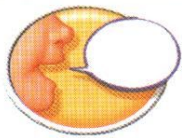


4. rainy



5. snowy





Let's Start

A. Let's talk.


CD 2
37



B. Say and act.

CD 2
38

1.



2.



C. Let's sing.

CD 2
39




Oops! I'm Sorry

Oops! I'm sorry.
That's OK.
Oops! I'm sorry,
Oops! I'm sorry.




Oops! I'm sorry.
That's OK.
Oops! I'm sorry.
That's OK.




D. Let's move.

CD 2
40



1. Stamp your feet.



2. Clap your hands.

E. Listen and do.

CD 2
41




I can touch my head.



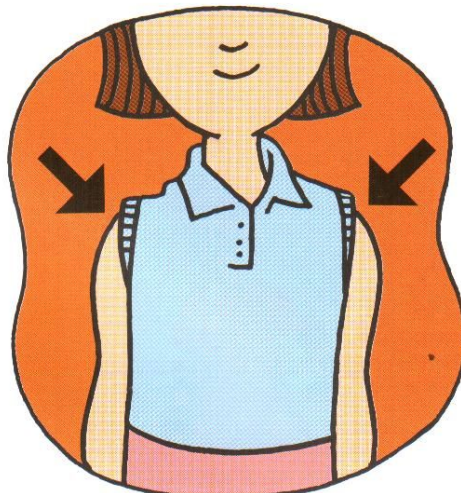
Let's Learn

A. Words.


CD 2
42



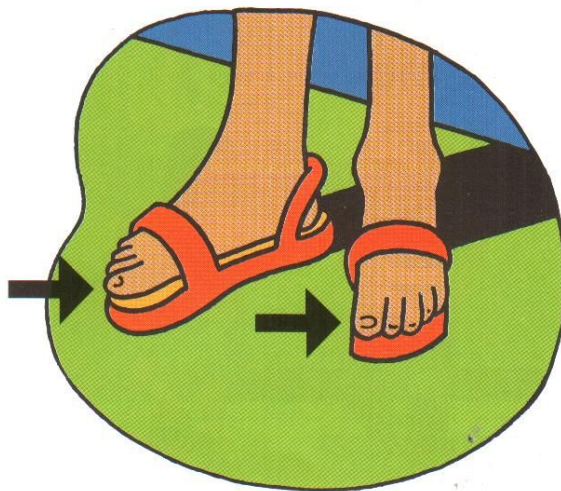
1. head



2. shoulders



3. knees



4. toes

B. Listen and point.


CD 2
43



C. Sentences.


CD 2
44

I can touch my head.



D. Listen, chant, and do.

CD 2
45



What can you do?

I can touch my nose.




Let's Learn More




A. Words.


CD 2
46




1. eyes



2. ears



3. mouth



4. nose

B. Listen and point.

CD 2
47



C. Question and answer.

CD 2
48



D. Listen, sing, and do.

CD 2
49





The Alphabet

A. Sing and say.

CD 2
50



ABCDEFGHIJKLMNOPQRSTUVWXYZ
abcdefghijklmnopqrstuvwxyz

B. Letters and words.

CD 2
51

1. Uu




umbrella

2. Vv




violin

3. Ww



watch

C. Find the letters.





Let's Build

A. Sentences.

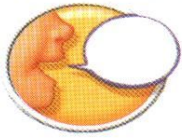
CD2
52



B. Question and answer.

CD2
53





Let's Start

A. Let's talk.

CD 2
54

Let's play.

OK. Let's play ball.

OK. Let's play tag.

OK. Let's jump rope.

B. Say and act.

CD 2
55

1.

Let's play.

OK. LET'S PLAY BALL.

2.

LET'S PLAY...

OK. Let's jump rope.

C. Let's sing.

CD 2
56



Let's Play

Let's play.


OK!

Let's play.

OK, OK!

Let's play, let's play.

OK, let's play!



Let's play tag.

OK, let's play, let's play!

Let's jump rope.

OK, OK, let's play!

Let's play ball.


OK, let's play, let's play!

Hey, let's play, let's play!


OK!

D. Let's move.

CD 2
57



1. Point to the board.



2. Go to the board.

E. Listen and do.

CD 2
58




I can ride a bicycle.



Let's Learn

A. Words.

CD 2
59



1. ride a bicycle



2. sing a song



3. fly a kite



4. bounce a ball





B. Listen and point.

CD 2
60



C. Sentences.

CD 2
61



D. Listen, point, and chant.

CD 2
62



Can you swim?

No, I can't.



Let's Learn More




A. Words.

CD2
63



1. swim



2. smile



3. wink



4. dance




B. Listen and point.

CD2
64



C. Question and answer.

CD 2
65



D. Listen and chant.

CD 2
66





The Alphabet

A. Sing and say.

CD 2
67



ABCDEFGHIJKLMNOPQRSTUVWXYZ
abcdefghijklmnopqrstuvwxyz

B. Letters and words.


CD 2
68

1. Xx



fox

2. Yy



yarn

3. Zz



zebra

C. Find the letters.







Let's Build

A. Play a game.

CD 2
69






Units 7-8 Listen and Review


A. Listen and circle.

CD2
70

1.



a



b

2.



a



b

3.



a



b

4.



a



b

5.




a




b

6.



a



b



Days of the Week

A. Say these.

CD2
71




It's Monday.



B. Let's sing.

CD2
72



Let's Begin Syllabus

Unit 1 Toys				
<p>Let's Start</p> <p>Hi! What's your name? I'm Kate. Asking someone's name</p> <p>Stand up. Commands</p>	<p>Let's Learn</p> <p>ball</p> <p>It's a ball. Identifying objects (singular)</p>	<p>Let's Learn More</p> <p>train</p> <p>What is it? It's a train. Asking about objects</p>	<p>The Alphabet</p> <p>Alphabet song Aa-Zz Learning the Alphabet</p>	<p>Let's Build</p> <p>What's your name? I'm Pete. Learning new names</p>
Unit 2 Colors				
<p>Let's Start</p> <p>Hi, boys and girls. Hello, Miss Jones. Good-bye. See you later. Saying hello and good-bye</p>	<p>Let's Learn</p> <p>red</p> <p>It's red. Identifying colors</p>	<p>Let's Learn More</p> <p>purple</p> <p>What color is it? It's purple. Asking about and identifying colors</p>	<p>The Alphabet</p> <p>Alphabet song Aa-Zz</p> <p>Alphabet A-D apple bird cat dog Practicing the Alphabet</p>	<p>Let's Build</p> <p>It's a red train.</p> <p>What is it? It's a red train.</p> <p>Using colors as adjectives</p>
Units 1-2 Listen and Review		School Supplies		
I have paper.				
Unit 3 Shapes				
<p>Let's Start</p> <p>How are you today? I'm fine, thank you. Greetings</p> <p>Walk. Commands</p>	<p>Let's Learn</p> <p>circle</p> <p>Draw a circle. Introducing shapes and having students draw them</p>	<p>Let's Learn More</p> <p>star</p> <p>Is it a star? Yes, it is. Identifying more shapes</p>	<p>The Alphabet</p> <p>Alphabet song Aa-Zz</p> <p>Alphabet E-H egg fish gorilla heart Practicing the Alphabet</p>	<p>Let's Build</p> <p>It's a blue square.</p> <p>Is it a green square? Yes, it is. No, it isn't. It's a pink heart. Asking and answering about colored shapes</p>

Unit 4 Numbers

<p>Let's Start May I come in? Sure! Please come in! Asking permission to enter a place</p> <p>Go. Commands</p>	<p>Let's Learn Let's count. 1, 2, 3... Identifying numbers and counting objects (1-5)</p>	<p>Let's Learn More How many? 6. Identifying numbers and counting objects (6-10)</p>	<p>The Alphabet Alphabet song Aa-Zz</p> <p>Alphabet I-L igloo jump rope kangaroo lion Practicing the Alphabet</p>	<p>Let's Build Is it a 9? Yes, it is. No, it isn't. It's a 6. Identifying numbers</p>
---	---	--	---	---

Units 3-4 Listen and Review

Classroom Commands

Please take out your pencil.

Unit 5 Animals

<p>Let's Start Here you are. Thank you. Giving and receiving</p> <p>Jump. Commands</p>	<p>Let's Learn cat, cats</p> <p>Let's count the cats. 1 cat, 2 cats. Counting, identifying singular and plural items</p>	<p>Let's Learn More duck, ducks</p> <p>How many ducks? 3 ducks. Counting, identifying singular and plural items</p>	<p>The Alphabet Alphabet song Aa-Zz</p> <p>Alphabet M-P moon nest octopus peach Practicing the Alphabet</p>	<p>Let's Build Let's count. 1 train, 2 trains, 3 trains.</p> <p>How many cars? 8 cars. Counting, identifying singular and plural items</p>
---	--	---	---	--

Unit 6 Food

<p>Let's Start How old are you? I'm 6. Asking and telling someone's age</p> <p>Make a line. Commands</p>	<p>Let's Learn ice cream</p> <p>I like ice cream. Expressing likes about food</p>	<p>Let's Learn More milk</p> <p>Do you like milk? Yes, I do. No, I don't. Expressing likes and dislikes about food</p>	<p>The Alphabet Alphabet song Aa-Zz</p> <p>Alphabet Q-T queen rabbit sun tiger Practicing the Alphabet</p>	<p>Let's Build Do you like birds? Yes, I do. No, I don't. Asking about likes and dislikes</p>
---	---	--	--	---

Let's Begin Syllabus

Units 5–6 Listen and Review		The Weather It's sunny.		
Unit 7 My Body				
Let's Start Oops! I'm sorry! That's OK. Apologizing Stamp your feet. Commands	Let's Learn head I can touch my head. Expressing ability	Let's Learn More nose What can you do? I can touch my nose. Asking about ability	The Alphabet Alphabet song Aa-Zz Alphabet U-W umbrella violin watch Practicing the Alphabet	Let's Build I can touch the red circle. What can you do? I can touch the red circle. Asking and answering about ability
Unit 8 Abilities				
Let's Start Let's play. OK. Let's play ball. Inviting friends to play Point to the board. Commands	Let's Learn ride a bicycle I can/can't ride a bicycle. Expressing ability and inability	Let's Learn More swim Can you swim? Yes, I can. No, I can't. Expressing ability and inability	The Alphabet Alphabet song Aa-Zz Alphabet X-Z fox yarn zebra Practicing the Alphabet	Let's Build Can you jump? Yes, I can. Asking and answering about ability
Units 7–8 Listen and Review		Days of the Week It's Monday. Learning the days of the week		

Teacher and Student Card List Let's Begin

- | | | |
|-----------------|--------------------------|-------------------------|
| 1 Stand up. | 51 4 | 101 rainy |
| 2 Sit down. | 52 5 | 102 snowy |
| 3 a ball | 53 6 | 103 Stamp your feet. |
| 4 a jump rope | 54 7 | 104 Clap your hands. |
| 5 a yo-yo | 55 8 | 105 head |
| 6 a bicycle | 56 9 | 106 shoulders |
| 7 a train | 57 10 | 107 knees |
| 8 a car | 58 igloo | 108 toes |
| 9 a doll | 59 jump rope | 109 eyes |
| 10 a teddy bear | 60 kangaroo | 110 ears |
| 11 Come here. | 61 lion | 111 mouth |
| 12 Turn around. | 62 Take out your pencil. | 112 nose |
| 13 red | 63 Put away your pencil. | 113 umbrella |
| 14 blue | 64 Open your book. | 114 violin |
| 15 yellow | 65 Close your book. | 115 watch |
| 16 green | 66 Jump. | 116 Point to the board. |
| 17 brown | 67 Skip. | 117 Go to the board. |
| 18 purple | 68 dog | 118 ride a bicycle |
| 19 orange | 69 dogs | 119 sing a song |
| 20 black | 70 cat | 120 fly a kite |
| 21 white | 71 cats | 121 bounce a ball |
| 22 pink | 72 bird | 122 swim |
| 23 apple | 73 birds | 123 smile |
| 24 bird | 74 cow | 124 wink |
| 25 cat | 75 cows | 125 dance |
| 26 dog | 76 rabbit | 126 fox |
| 27 paper | 77 rabbits | 127 yarn |
| 28 scissors | 78 duck | 128 zebra |
| 29 glue | 79 ducks | 129 Sunday |
| 30 paint | 80 moon | 130 Monday |
| 31 tape | 81 nest | 131 Tuesday |
| 32 Walk. | 82 octopus | 132 Wednesday |
| 33 Run. | 83 peach | 133 Thursday |
| 34 a circle | 84 Make a line. | 134 Friday |
| 35 a square | 85 Make a circle. | 135 Saturday |
| 36 a triangle | 86 ice cream | |
| 37 a heart | 87 pizza | |
| 38 a star | 88 cake | |
| 39 a rectangle | 89 chicken | |
| 40 a diamond | 90 milk | |
| 41 an oval | 91 fish | |
| 42 egg | 92 bread | |
| 43 fish | 93 rice | |
| 44 gorilla | 94 queen | |
| 45 heart | 95 rabbit | |
| 46 Go. | 96 sun | |
| 47 Stop. | 97 tiger | |
| 48 1 | 98 sunny | |
| 49 2 | 99 cloudy | |
| 50 3 | 100 windy | |

Word List

A

a 4
and 10
apple 16
are 20

B

ball 4
bicycle 4
bird 16
birds 40
black 14
blue 12
board 65
book 37
bounce 66
boys 10
bread 50
brown 12

C

cake 48
can 58
can't 68
car 6
cars 45
cat 16
cats 40
chicken 48
circle 22
clap 57
close 37
cloudy 55
color 14
come here 11
come in 28
count 30
cow 42
cows 42

D

desk 4
dance 68
diamond 24
do 50
dog 16
dogs 40
doll 6

don't 51
draw 23
duck 42
ducks 42

E

ears 60
egg 26
eight (8) 32
eyes 60

F

feet 57
fine 20
fish 26
five (5) 31
fly 66
four (4) 31
fox 70
Friday 73

G

girls 10
glue 19
go 29
good-bye 10
gorilla 26
green 12

H

hands 57
have 19
head 58
heart 22
hello 10
here 38
hi 2
how 20
how many 32
how old 46

I

ice cream 48
igloo 34
I'm 2
I'm sorry 56
is 6
isn't 25

it 6
it's 4

J

jump 39
jump rope 4

K

kangaroo 34
kite 66
knees 58

L

let's 30
like 48
line 47
lion 34

M

make 47
may 28
milk 50
miss 10
Monday 73
moon 44
mouth 60
my 58

N

name 2
nest 44
nine (9) 32
no 25
nose 60

O

octopus 44
one (1) 30
oops 56
open 37
orange 14
oval 24

P

paint 19
paper 19

peach 44
pencil 37
pink 14
pizza 48
play 64
please 28
point 65
purple 14

Q

queen 52

R

rabbit 42
rabbits 42
rainy 55
rectangle 24
red 12
rice 50
ride 66
run 21

S

Saturday 73
scissors 19
see you later 10
seven (7) 32
shoulders 58
sing 66
sit down 3
six (6) 32
skip 39
smile 68
snowy 55
song 66
square 22
stamp 57
stand up 3
star 24
stop 29
sun 52
Sunday 73
sunny 55
sure 28
swim 68

T

tag 64

take out 37
tape 19
teddy bear 6
ten (10) 32
thank you 20
that's OK 56
the 65
three (3) 30
Thursday 73
tiger 52
to 65
today 20
toes 58
touch 58
train 6
trains 45
triangle 22
Tuesday 73
turn around 11
two (2) 30

U

umbrella 62

V

violin 62

W

walk 21
watch 62
Wednesday 73
what 6
what's 2
white 14
windy 55
wink 68

Y

yarn 70
yellow 12
yes 24
yo-yo 4
you 20
your 2

Z

zebra 70

LET'S GO

THIRD EDITION


Major New Edition
of our best-selling
children's course!



Bigger, Brighter, Better Than Ever!

- ★ **More vocabulary and language** to help students communicate in English
- ★ **More review** to recycle and recombine language
- ★ **New songs, chants, and activities**
- ★ **A fresh, new look** with bright warmth and fun that everyone loves!

- Student Book
- Student Book with CD-ROM
- Audio CD
- Workbook
- Teacher's Book
- Teacher Cards and Student Cards
- Readers
- Tests and Quizzes
- Phonics Books



Check online at
www.oup.com/elt/letsgo
for additional materials and fun!



To order Oxford University Press publications, please see our latest catalog or contact your local Oxford office or sales representative.

OXFORD
UNIVERSITY PRESS

www.oup.com

ISBN 0 19 439431 X



9 780194 394314