

THIRD EDITION

Let's
Begin

LET'S

WORKBOOK

GO



- K. O'Dell
- R. Nakata
- K. Frazier
- B. Hoskins

OXFORD

THIRD EDITION

**Let's
Begin**

**LET'S
GO**

WORKBOOK


**Kathryn O'Dell
Ritsuko Nakata
Karen Frazier
Barbara Hoskins**

OXFORD
UNIVERSITY PRESS




Let's Start


A. Find Kate.





B. Circle.

1. I'm Sam.


2. I'm Kate.


3. I'm Scott.


4. I'm Ginger.



C. Match.

1.

What's your name?



I'm Scott.




2.

What's your name?



I'm Kate.



3.

What's your name?



I'm Jenny.





D. ✓ or X.

1.



2.






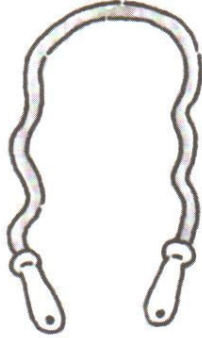
Let's Learn

A. Match.

1.





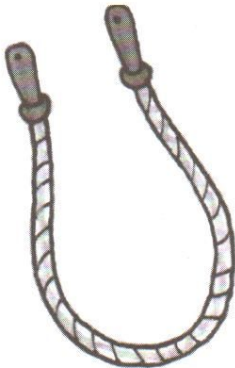
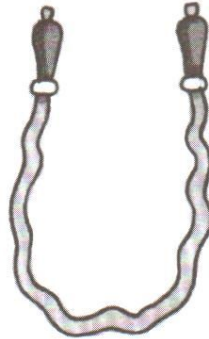

2.



3.



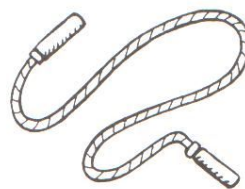
4.



B. Find and circle.



It's a ball.




It's a jump rope.



It's a yo-yo.



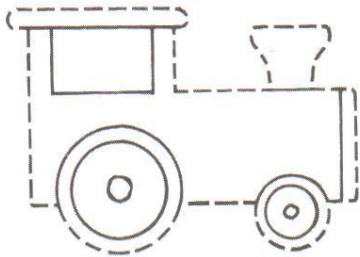
It's a bicycle.





Let's Learn More

A. Trace and color.




a train



a doll



a teddy bear



a car

B. Match.



1. It's a train.



2. It's a car.



3. It's a doll.

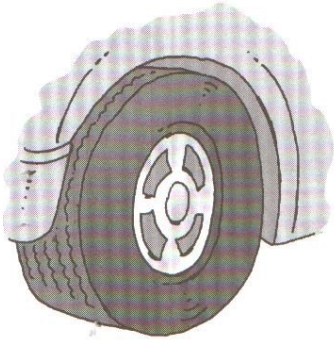


4. It's a teddy bear.




C. Match and say.


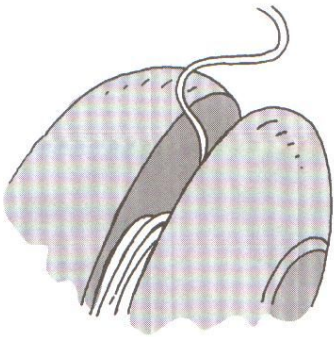
1.



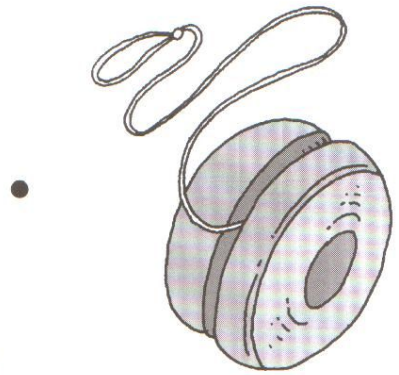

What is it?



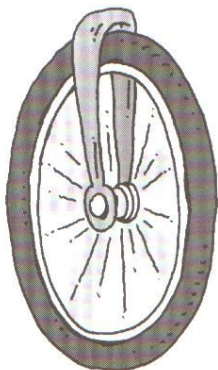
2.




3.



4.



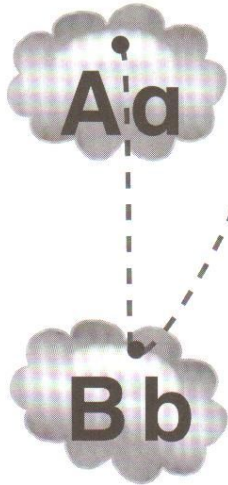
It's a car.





The Alphabet

A. Connect.











Let's Build

A. Match.

What's your name?



What is it?





Let's Start

A. Find.




B. Match and say.





C. ✓ or X.


1.




Come here.



2.



Turn around.

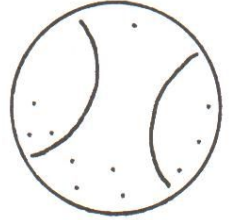






Let's Learn

A. Match and color.


1.




2.





3.



4.




5.




B. Trace and color.

1.



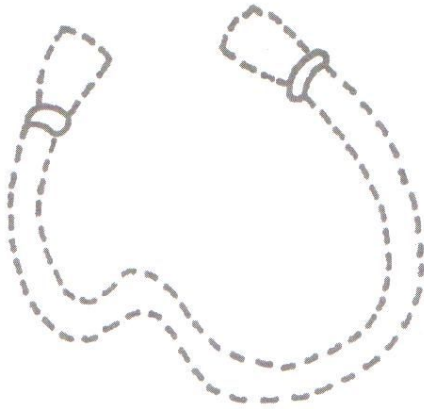
It's  .


2.




It's  .

3.




It's  .

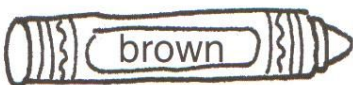
4.



It's  .

5.



It's  .






Let's Learn More

A. Color.

1.




It's white.

2.



It's orange.

3.



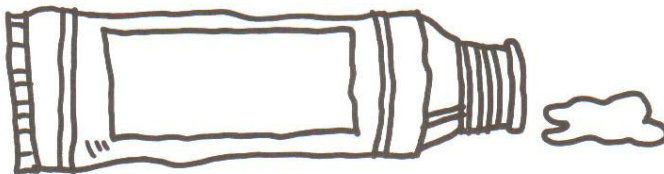
It's purple.

4.



It's pink.



5.




It's black.

B. Find and color.

What color is it?



A



B




It's red.

It's purple.

It's orange.

It's brown.

It's black.





The Alphabet

A. Circle and say.

A



1. **A**

c

a

A

D

B

2. **B**

B

d

a

C

b

3. **C**

A

c

d

C

c

4. **D**

a

c


D

B

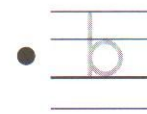

d

B. Trace and match.



1.



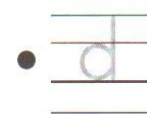

2.



3.



4.


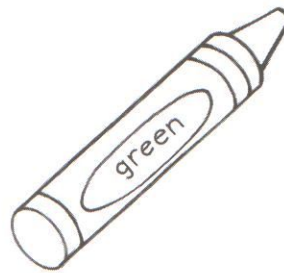
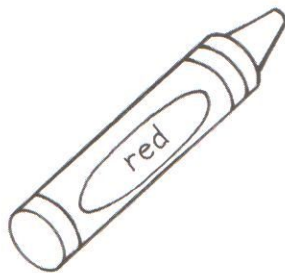
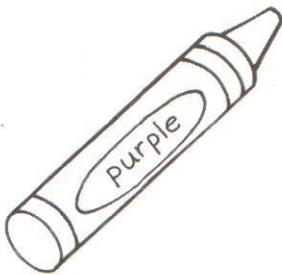


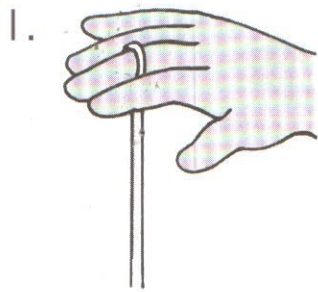




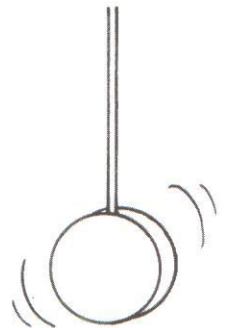

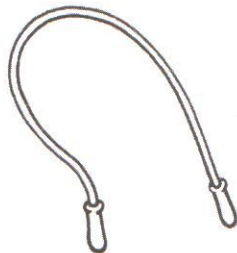

Let's Build

A. Match and color.

What is it?



It's a . . .



red train

yellow jump rope

purple bicycle

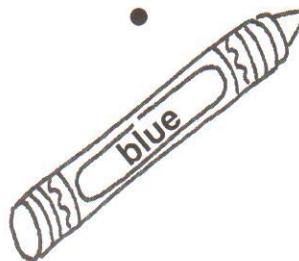

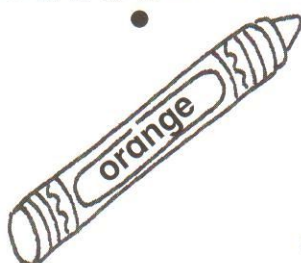
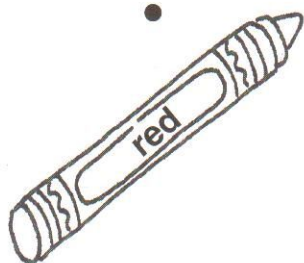

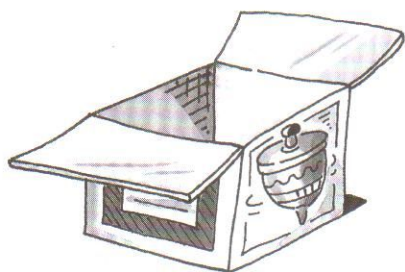
green yo-yo



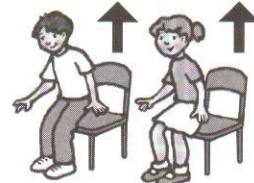







Units 1-2 Let's Review

A. Match and color.



B. Match.






School Supplies

A. Match and trace.

1.



paper

2.



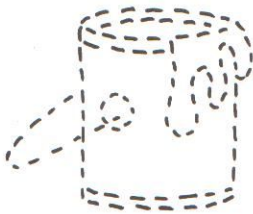
scissors

3.



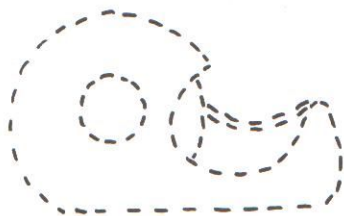
glue

4.



paint

5.



tape

I have scissors.



I have paint.



I have paper.



I have tape.



I have glue.







Unit 3 Shapes



Let's Start

A. Match.




B. ✓ or X.

1.





Walk.



2.



Run.



C. Match.

Stand up.



Walk.




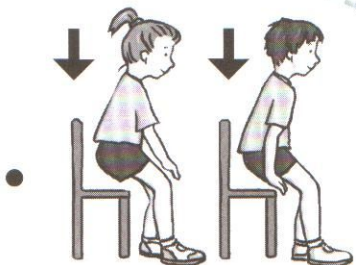
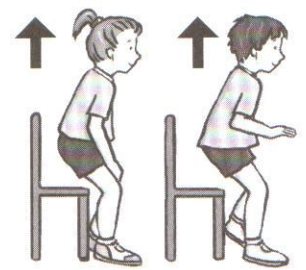


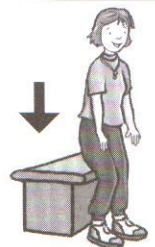
Turn around.



Run.



Sit down.






Let's Learn

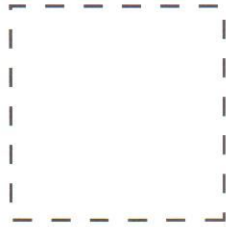
A. Trace.

1.



a circle

2.



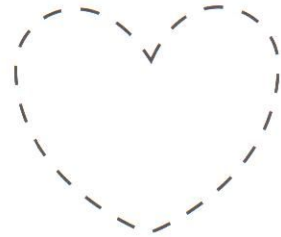
a square

3.



a triangle

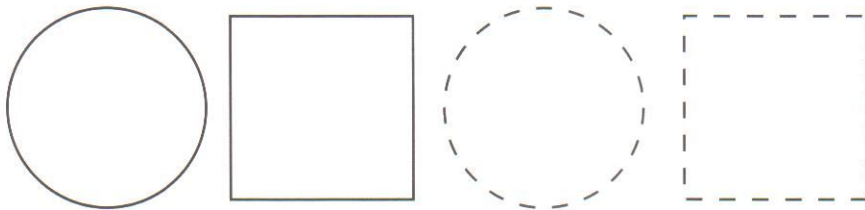
4.




a heart

B. Complete the pattern.

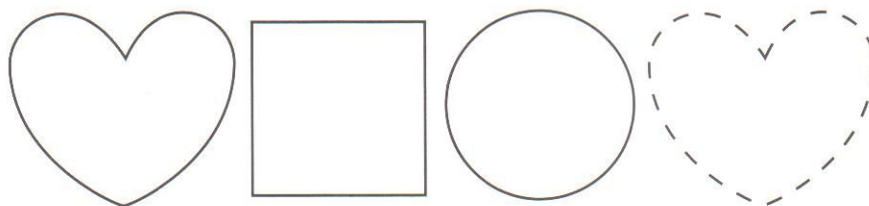
1.



2.




3.



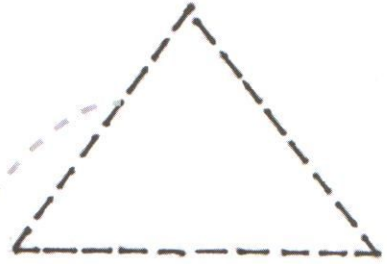
C. Trace. Then draw.

1.




Draw a circle.


2.



Draw a triangle.




3.



Draw a square.

4.



Draw a heart.






Let's Learn More


A. Match and circle.

1. 
a star


2. 
a rectangle

3. 
a diamond

4. 
an oval

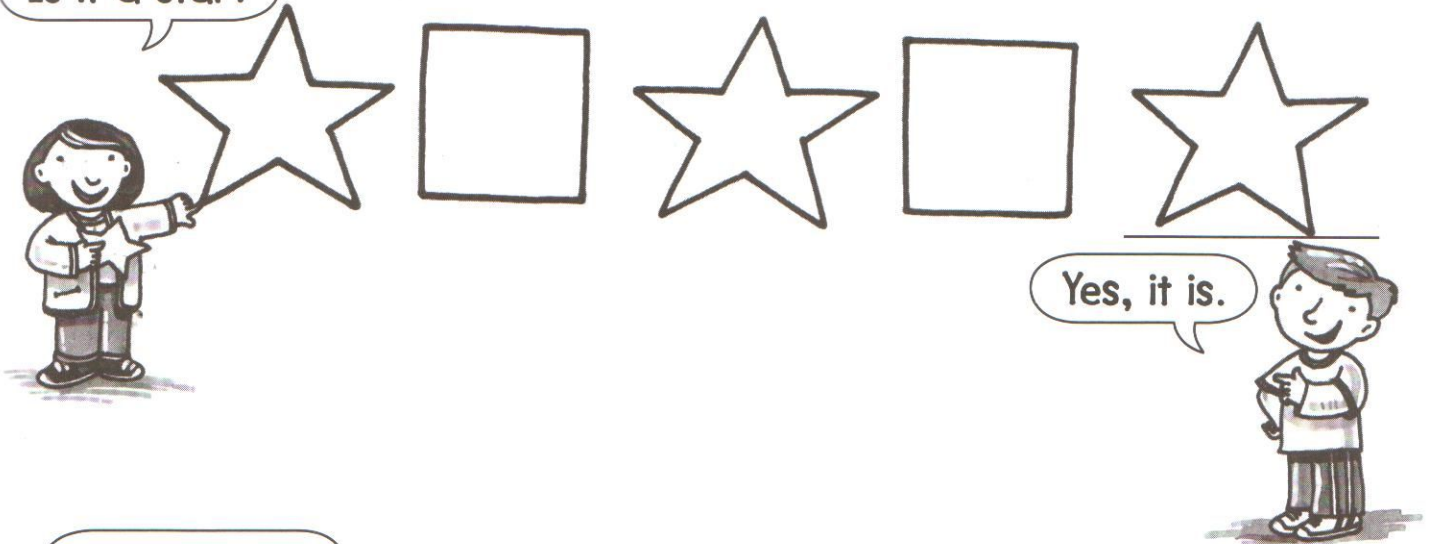


B. Trace.




C. Complete the pattern.


Is it a star?



1. Is it an oval?



2. Is it a triangle?





The Alphabet

A. Circle and say.

1. EFGH

a b c d

EFGH

B C D E

c d e f

EFGH



2. e f g h

d e f g

e f g h


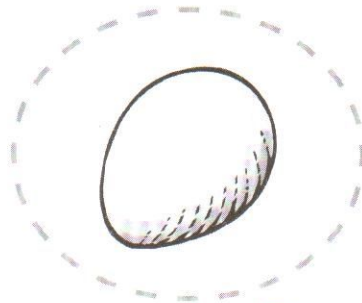

D E F G

e f g h

C D E F



B. Trace and circle.

1. E




e

2. F





f

3. G



g

4. H






h





Let's Build


A. Color and say.


1.  


a  square


2. 

a  circle



3. 

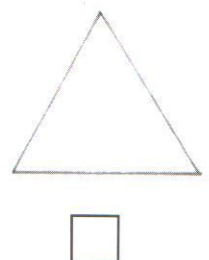


a  diamond



4. 




a  heart

B. ✓ or X.

1.  



2.  






Let's Start

A. Match or X.

1.



2.



May I come in?

Sure! Please come in!



3.



5.





4.




B. Circle.

1.



2.





3.

Come here.




4.

Turn around.



5.

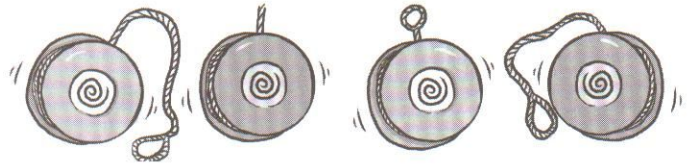
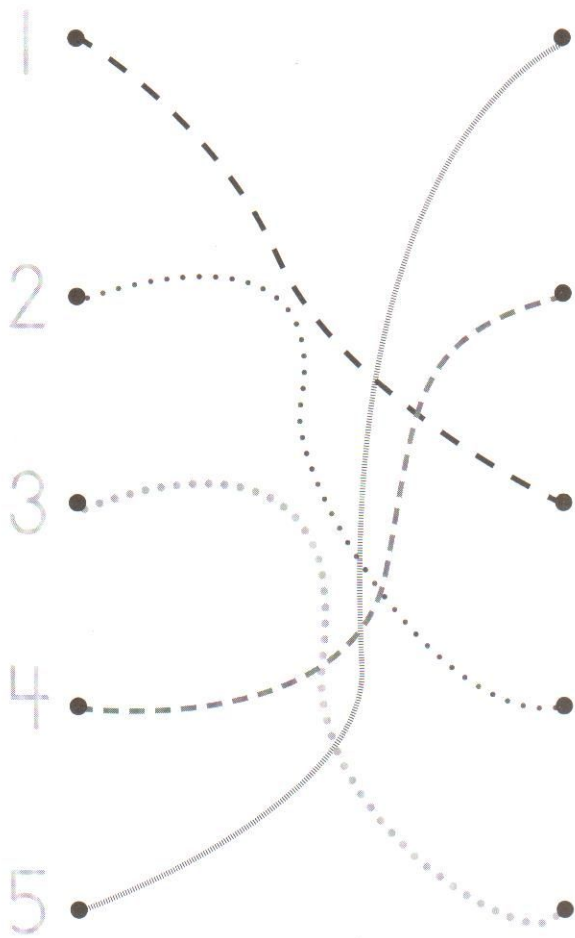
Sit down.




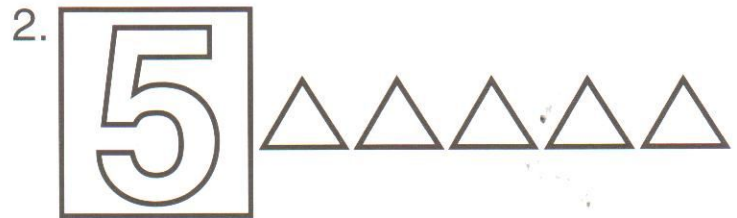



Let's Learn

A. Trace.



B. Color.

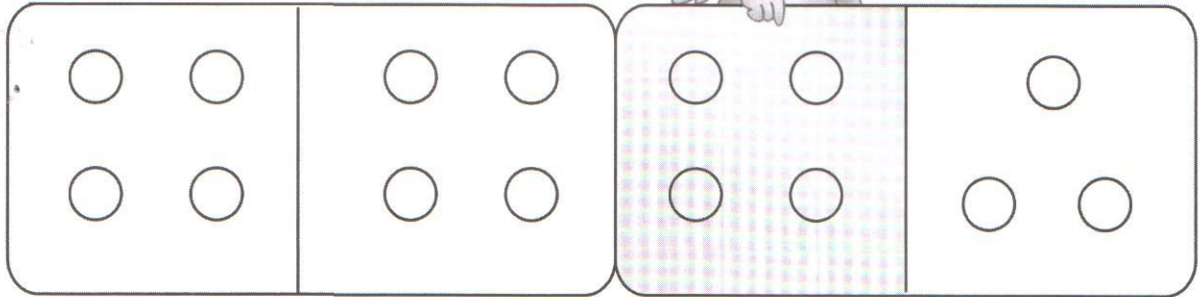


C. Draw and say.

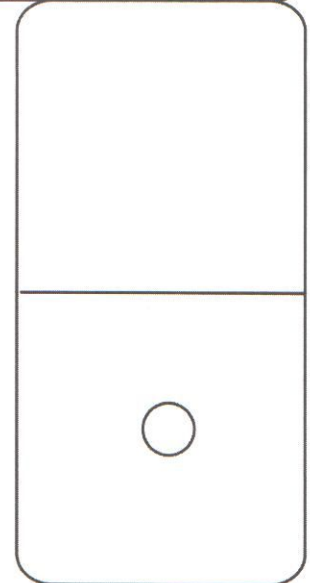
Let's count.



4
↓




← 3

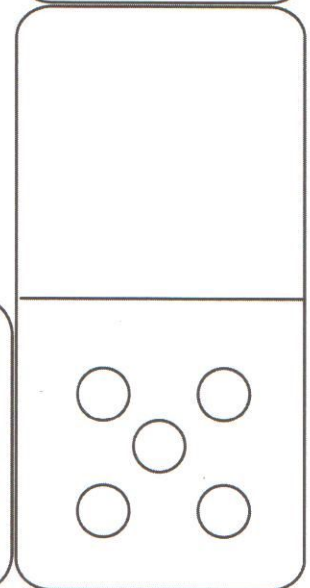
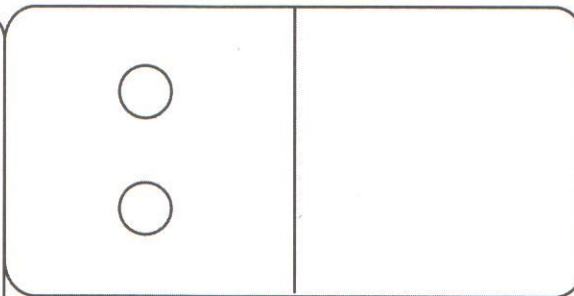


← 1

2
↓



5
↓





Let's Learn More

A. Trace and match.

6 7 8 9 10

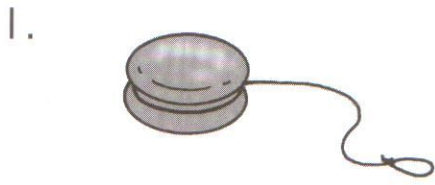
• • • • •

B. ✓ or X.

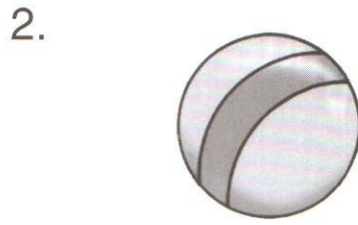
1. 7

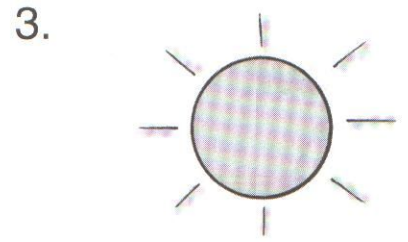
2. 10


C. How many?





6

















The Alphabet

A. Draw.

I i = 

J j = 

K k = 

L l = 

A large rectangular area containing various letters for identification. Some letters are solid, some are dashed, and some are enclosed in shapes corresponding to the drawing instructions above.

Row 1: I, J (dashed circle), L, E, k (dashed square), L (dashed heart), K (dashed square)

Row 2: c, i (dashed triangle), a, F, B

Row 3: I (dashed triangle), f, j, k (dashed square), i, d

Row 4: h, b, I, k (dashed square), D, J

Row 5: A, K, H, j (dashed circle)

B. Trace and match.

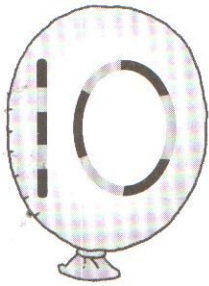
Tracing and matching activity. On the left, four letters (I, J, K, L) are shown on handwriting lines, each with a starting dot and a dashed line for tracing. On the right, the same four letters are shown on handwriting lines, each with a starting dot and a dashed line for tracing. In the center, there are four illustrations: a snake, a lion, a beehive, and a kangaroo. Dotted lines connect the letters to the illustrations: I to the snake, J to the lion, K to the beehive, and L to the kangaroo.



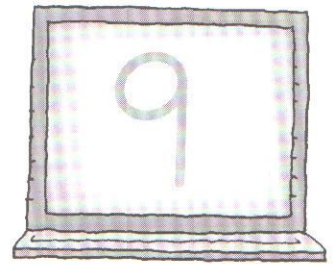
Let's Build

A. Finish the numbers.

1.



Is it a 1?

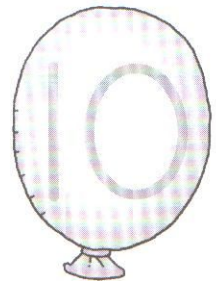


Yes, it is.

2.

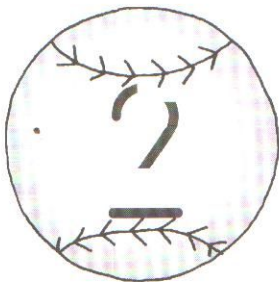


Is it a 4?



No, it isn't. It's a 10.

3.




Is it a 2?



No, it isn't. It's a 7.

4.



Is it a 9?




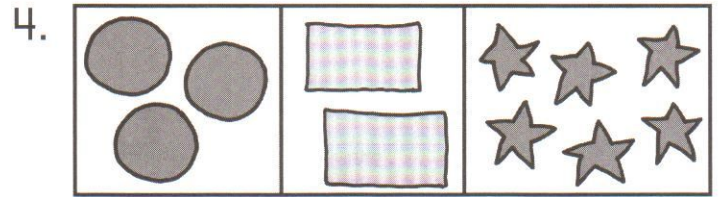
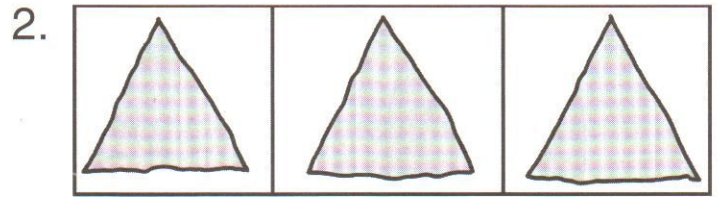

Yes, it is.





Units 3-4 Let's Review

A. Find and circle.






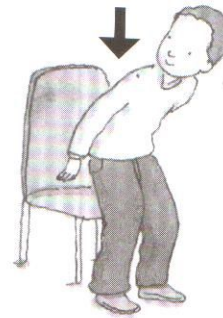

Classroom Commands

A. Circle.



1. Take out your pencil.



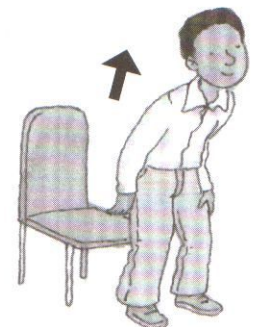

2. Close your book.



3. Open your book.



4. Put away your pencil.





Let's Start

A. Match.


1.



2.



3.



Thank you.



Thank you.




Thank you.



B. Match.

1.



Jump.


2.



Skip.

C. ✓ or X.


1.



Skip.



2.



Jump.





Let's Learn


A. Number.

1.




bird

2.



cat

3.




dog

4.




birds

5.




cats

6.




dogs



B. How many? Write and say.

Let's count the cats.

1 cat, 2 cats, 3 cats!



3 cats

2.




1 bird

3.



5 dogs

4.




1 dog

5.



1 cat

6.



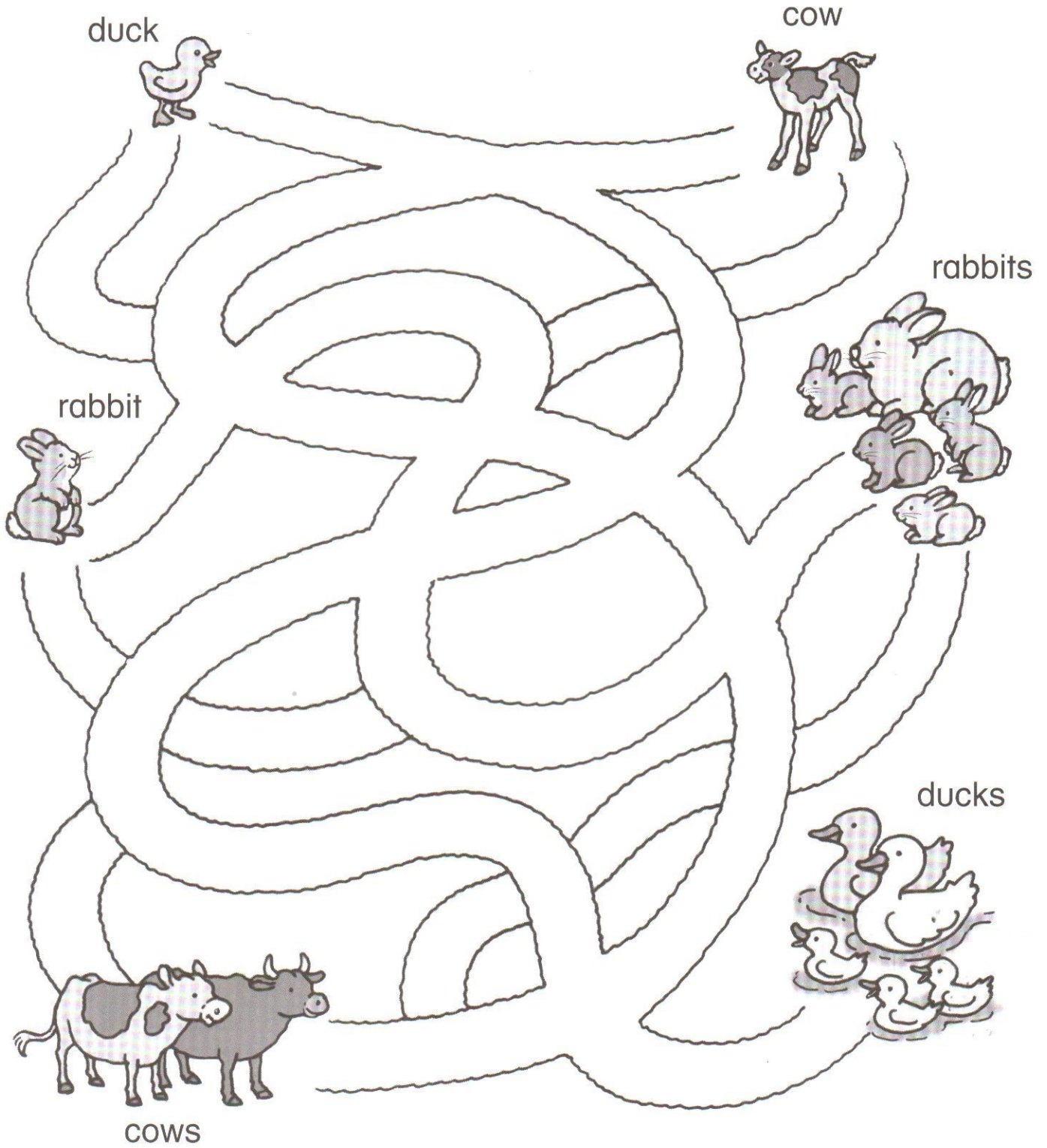
10 birds






Let's Learn More

A. Find.



B. Count and write.



1. How many cows? 4 cows.



2. How many ducks? _____ ducks.



3. How many dogs? _____ dog.



4. How many birds? _____ birds.



5. How many rabbits? _____ rabbits.





The Alphabet

A. Find and circle.

A M N O P A m n o p
C a L b o p K j i M
m N O D M N O P h n
n m n o p g m n o p
M N O P f E n F l B
N H P m n o p G P k
p c I d e M N O P J

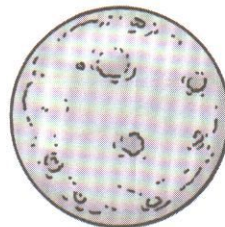



B. Trace and match.

1. Mm

2. Nn

3. Oo

4. Pp





Let's Build

A. Match, count, and say.

1.



How many dolls?



2.



3.



4.





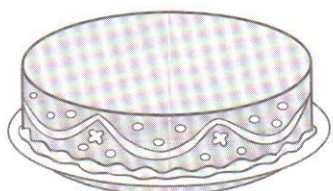
1 doll, 2 dolls, 3 dolls!






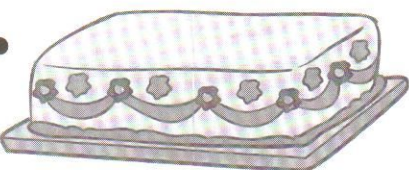



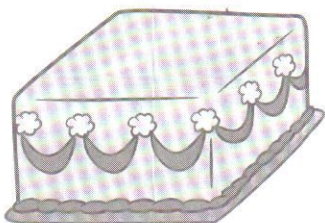
Let's Start

A. Draw.

1.   



2.  

3.  

4.  


Dotted lines connect the people to their corresponding cakes: 1 to 2, 2 to 3, 3 to 4, and 4 to 1.

B. Draw and color.



C. ✓ or X.


1.



Make a line.



2.



Make a circle.





Let's Learn

A. Match.

1.



ice cream

2.



pizza

3.


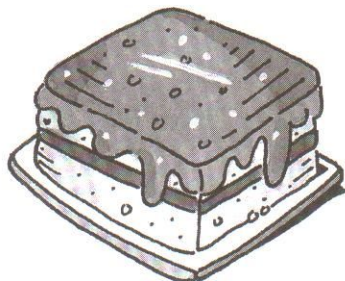
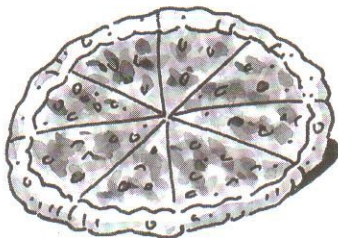


cake

4.



chicken



B. Number.

1.



I like pizza.

2.



I like chicken.

3.




I like cake.

4.



I like ice cream.

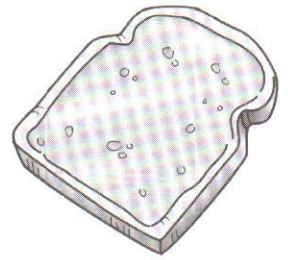





Let's Learn More


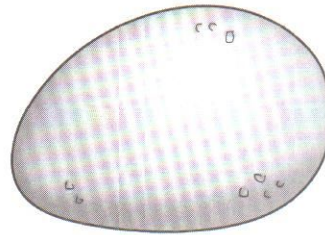
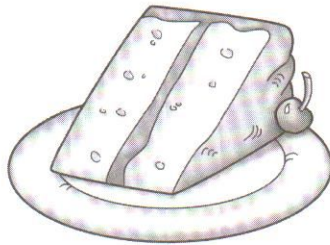

A. Circle.

1.





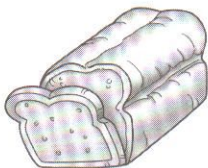
milk

2.



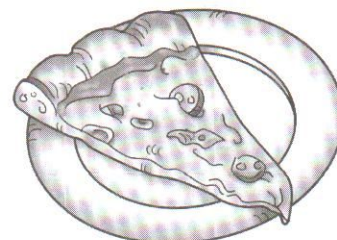
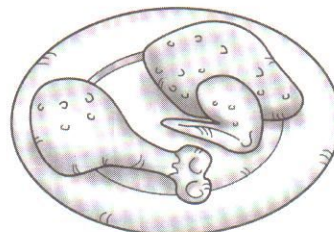
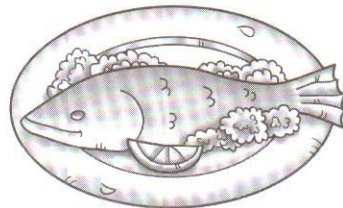
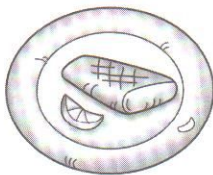
rice

3.



bread


4.




fish

B. Find.


1.




2.



3.



4.





The Alphabet

A. ✓ or X.

1. QRST

FGHI

QRST

OPQR



2. qrst

defg

pqrs

qrst



3. QrsT

QRST

qRsT

QrsT




B. Trace and match.

1. Q



sun



tiger

2. R



rabbit



queen

3. S

4. T



Let's Build

A. Do you like _____ ? Circle and say.

1. Do you like milk?



Yes, I do.



No, I don't.

2. Do you like rice?



3. Do you like rabbits?



4. Do you like birds?



5. Do you like dolls?



6. Do you like cars?






Units 5-6 Let's Review

A. Match.


1.



2.



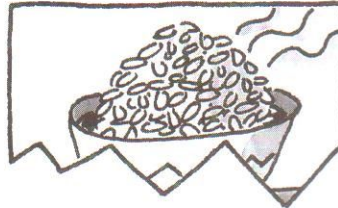
3.



4.



5.



6.



4 cats



ice cream



rice



1 rabbit



Skip.




Make a circle.



The Weather

A. Match and trace.



sunhy




cloudy



windy



rainy




snowy



It's rainy.



It's cloudy.



It's sunny.



It's windy.



It's snowy.






Let's Start

A. Match.

1.



2.



3.



B. Match.



Clap your hands.




Stamp your feet.



C. Number.

1.



2.



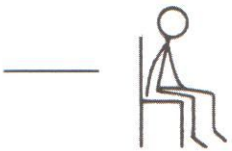

3.



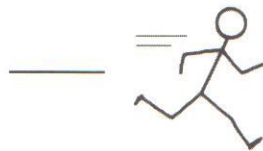
4.




5.



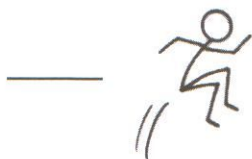
Sit down.



Run.



Walk.



Jump.




Skip.



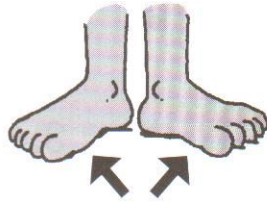
Let's Learn

A. Circle.

1.



head



2.



shoulders



3.




knees



4.



toes



B. Match.

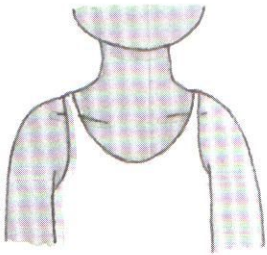
1.



I can touch my knees.




2.



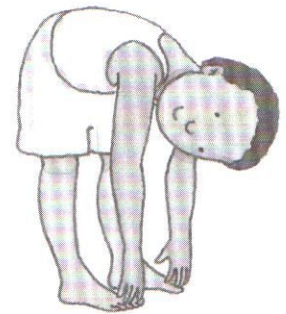
I can touch my shoulders.



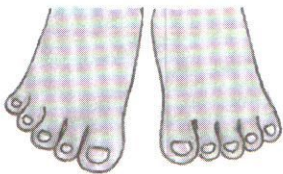
3.



I can touch my head.



4.







I can touch my toes.









Let's Learn More


A. Match.

1.  2.  3.  4. 

A dashed line connects the eyes in item 1 to the dog's head in the bottom row.

B. Draw.



eyes


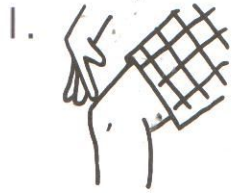
ears

nose


mouth

C. Number.

What can you do?



I can touch my ears.



I can touch my eyes.



I can touch my mouth.



I can touch my knees.



I can touch my nose.



I can touch my toes.






The Alphabet

A. Circle and say.


1. U



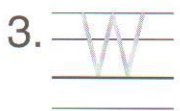
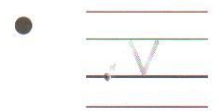
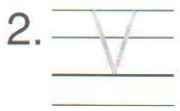
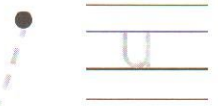

2. V



3. W




B. Trace and match.





Let's Build

A. Number.



train



black triangle



white yo-yo



doll



white star



jump rope



teddy bear



black umbrella





Let's Start

A. Find.


Let's play.



OK. Let's play tag.






Let's play.






OK. Let's jump rope.



B. Write 1 or 2.




2





C. ✓ or X.

1. Go to the board.



2. Point to the board.






Let's Learn

A. Match.

1.




fly a kite

2.




sing a song

3.



bounce a ball

4.



ride a bicycle

B. Match and say.

I can ...

1.



I can ride a bicycle.



I can't ...




2.




I can't ride a bicycle.



3.



4.





Let's Learn More

A. Find and circle.



wink




smile



swim



dance



B. Circle.

1.



2.



3.



4.







The Alphabet

A. Draw.

X x = 

Y y = 

Z z = 





B. Trace and circle.

1. 



fox

2. 



yarn

3. 



zebra



Let's Build

A. Can you _____? Circle and say.

1.

Can you wink?



Yes, I can.



No, I can't.



2.

Can you jump?



3.

Can you swim?




4.

Can you fly a kite?



5.

Can you touch your toes?



6.


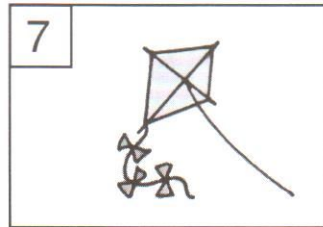
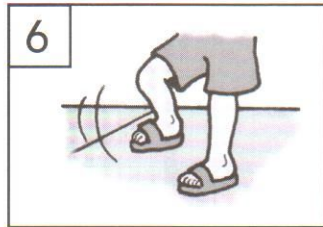

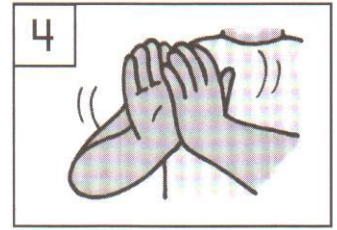

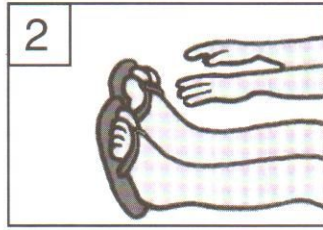
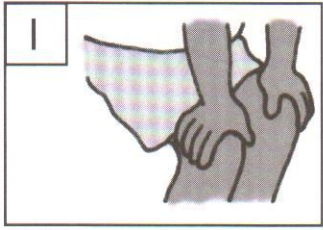
Can you skip?





Units 7-8 Let's Review

A. Find and number.






Days of the Week

A. Match.

Sunday	Monday	Tuesday	Wednesday	Thursday	Friday	Saturday
1	2	3	4	5	6	7

1.



2.



7.



3.



6.



4.




5.



Alphabet Practice

A. Color and trace.




A a

B b

C c

D d

B. Color and trace.




E e

F f

G g

H h

C. Color and trace.



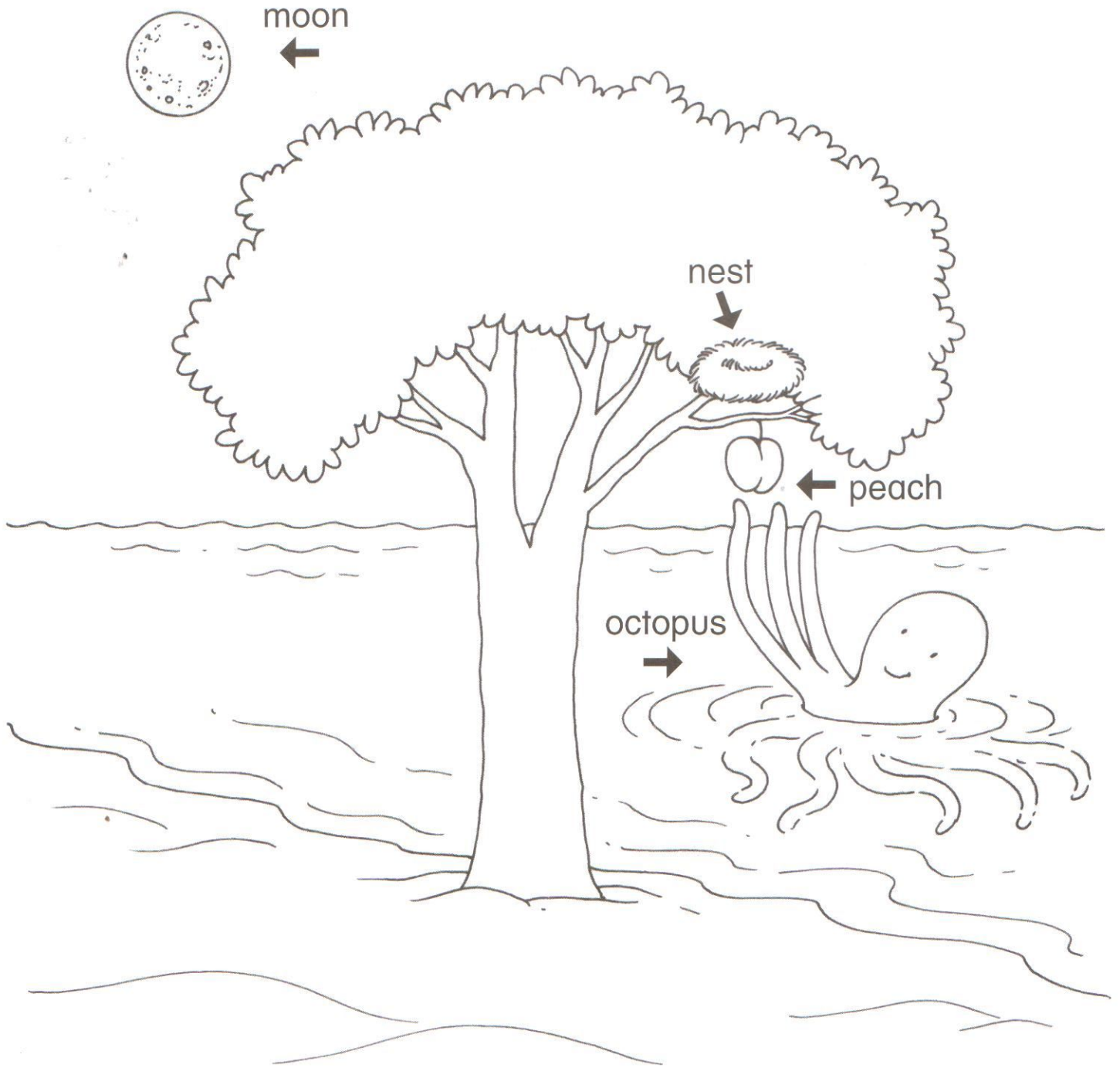
I i

J j

K k

L l

D. Color and trace.




M m

N n

O o

P p

E. Color and trace.




Q q

R r

S s

T t

F. Color and trace.




U u

V v

W w

G. Color and trace.



X x

Y y

Z z

THIRD EDITION

LET'S
GO

Major **New** Edition
of our best-selling
children's course!




Bigger, Brighter, Better Than Ever!

- ★ **More vocabulary and language** to help students communicate in English
- ★ **More review** to recycle and recombine language
- ★ **New songs, chants, and activities**
- ★ **A fresh, new look** with bright warmth and fun that everyone loves!

- Student Book
- Student Book with CD-ROM
- Audio CD
- Workbook
- Teacher's Book
- Teacher Cards and Student Cards
- Readers
- Tests and Quizzes
- Phonics Books

Check online at
www.oup.com/elt/letsgo
for additional materials and fun!



To order Oxford University Press publications, please see our latest catalog or contact your local Oxford office or sales representative.

OXFORD
UNIVERSITY PRESS

www.oup.com

ISBN 978-0-19-439452-9



9 780194 394529